

MONTHLY REPORT OF DISBURSEMENTS
For the month of December 2021

Department of Agriculture (DA)
Philippine Fiber Industry Development Authority
< not applicable >
05 012 0000000
01 Regular Agency Fund

Main table with columns: Particulars, Current Year Budget (PS, MOOE, FinEx, CO, TOTAL), Prior Year's Budget (Prior Year's Accounts Payable, Current Year's Accounts Payable, SUB-TOTAL), Trust Liabilities (PS, MOOE, CO, TOTAL), Grand Total (PS, MOOE, FinEx, CO, TOTAL), Remarks.

SUMMARY table with columns: Particulars (1), Previous Report (2), This Month (3), As at Date (4). Rows include Disbursement Authorities Received, Working Fund, Notice of Transfer of Allocations (NTA) Issued, Disbursement Authorities Available, Actual Disbursements, and Under spending.

Certified Correct:
MERCELITA T. MADRAZO
BOOKKEEPER
Date: 2022-02-02 00:28:12

Recommending Approval:
HERNANDO O. TABUZO JR.
CHIEF ACCOUNTANT
Date: 2022-02-02 00:38:33

Approved:
KENNEDY T. COSTALES
EXECUTIVE DIRECTOR III
Date: 2022-02-02 00:43:51

MONTHLY REPORT OF DISBURSEMENTS
For the month of November 2021

Department of Agriculture (DA)
Philippine Fiber Industry Development Authority
< not applicable >
05 012 0000000
01 Regular Agency Fund

Particulars	Current Year Budget					Prior Year's Budget										Trust Liabilities					Grand Total					Remarks		
	PS	MOOE	FinEx	CO	TOTAL	Prior Year's Accounts Payable					Current Year's Accounts Payable					TOTAL	SUB-TOTAL	PS	MOOE	CO	TOTAL	PS	MOOE	FinEx	CO		TOTAL	
						PS	MOOE	FinEx	CO	Sub-Total	PS	MOOE	FinEx	CO	Sub-Total													18=(8+17)
1	2	3	4	5	6=(2+3+4+5)	7	8	9	10	11=(7+8+9+10)	12	13	14	15	16=(12+13+14+15)	17=(11+16)	18=(8+17)	19	20	21	22=(19+20+21)	23	24	25	26	27=(23+24+25+26)	28	
CASH DISBURSEMENTS	25,269,783.39	8,305,656.22	0.00	0.00	33,575,439.61	0.00	139,781.25	0.00	0.00	139,781.25	0.00	6,965,357.46	0.00	300,000.00	7,265,357.46	7,405,136.71	40,960,576.32	0.00	0.00	0.00	0.00	25,269,783.39	15,410,794.93	0.00	300,000.00	40,960,576.32	0.00	
Notice of Cash Allocation (NCA)	25,269,783.39	8,305,656.22	0.00	0.00	33,575,439.61	0.00	139,781.25	0.00	0.00	139,781.25	0.00	6,965,357.46	0.00	300,000.00	7,265,357.46	7,405,136.71	40,960,576.32	0.00	0.00	0.00	0.00	25,269,783.39	15,410,794.93	0.00	300,000.00	40,960,576.32	0.00	
MDS Checks Issued	973,969.57	0.00	0.00	0.00	973,969.57	0.00	0.00	0.00	0.00	0.00	0.00	0.00	0.00	0.00	0.00	0.00	973,969.57	0.00	0.00	0.00	0.00	973,969.57	0.00	0.00	0.00	973,969.57	0.00	
Advice to Debit Account	24,295,813.82	8,305,656.22	0.00	0.00	32,601,470.04	0.00	139,781.25	0.00	0.00	139,781.25	0.00	6,965,357.46	0.00	300,000.00	7,265,357.46	7,405,136.71	40,006,606.75	0.00	0.00	0.00	0.00	24,295,813.82	15,410,794.93	0.00	300,000.00	40,006,606.75	0.00	
Notice of Transfer Allocations (NTA)	0.00	0.00	0.00	0.00	0.00	0.00	0.00	0.00	0.00	0.00	0.00	0.00	0.00	0.00	0.00	0.00	0.00	0.00	0.00	0.00	0.00	0.00	0.00	0.00	0.00	0.00	0.00	0.00
MDS Checks Issued	0.00	0.00	0.00	0.00	0.00	0.00	0.00	0.00	0.00	0.00	0.00	0.00	0.00	0.00	0.00	0.00	0.00	0.00	0.00	0.00	0.00	0.00	0.00	0.00	0.00	0.00	0.00	0.00
Advice to Debit Account	0.00	0.00	0.00	0.00	0.00	0.00	0.00	0.00	0.00	0.00	0.00	0.00	0.00	0.00	0.00	0.00	0.00	0.00	0.00	0.00	0.00	0.00	0.00	0.00	0.00	0.00	0.00	0.00
Working Fund for FAPs	0.00	0.00	0.00	0.00	0.00	0.00	0.00	0.00	0.00	0.00	0.00	0.00	0.00	0.00	0.00	0.00	0.00	0.00	0.00	0.00	0.00	0.00	0.00	0.00	0.00	0.00	0.00	0.00
Cash Disbursement Ceiling (CDC)	0.00	0.00	0.00	0.00	0.00	0.00	0.00	0.00	0.00	0.00	0.00	0.00	0.00	0.00	0.00	0.00	0.00	0.00	0.00	0.00	0.00	0.00	0.00	0.00	0.00	0.00	0.00	0.00
TOTAL CASH DISBURSEMENTS	25,269,783.39	8,305,656.22	0.00	0.00	33,575,439.61	0.00	139,781.25	0.00	0.00	139,781.25	0.00	6,965,357.46	0.00	300,000.00	7,265,357.46	7,405,136.71	40,960,576.32	0.00	0.00	0.00	0.00	25,269,783.39	15,410,794.93	0.00	300,000.00	40,960,576.32	0.00	
NON-CASH DISBURSEMENTS	964,307.26	416,676.65	0.00	0.00	1,400,983.91	0.00	1,869.37	0.00	0.00	1,869.37	0.00	89.29	0.00	0.00	89.29	1,958.66	1,402,942.57	0.00	0.00	0.00	0.00	964,307.26	416,635.31	0.00	0.00	1,402,942.57	0.00	
Tax Remittance Advice Issued (TRA)	964,307.26	416,676.65	0.00	0.00	1,400,983.91	0.00	1,869.37	0.00	0.00	1,869.37	0.00	89.29	0.00	0.00	89.29	1,958.66	1,402,942.57	0.00	0.00	0.00	0.00	964,307.26	416,635.31	0.00	0.00	1,402,942.57	0.00	
Non-Cash Availment Authority (NCAA)	0.00	0.00	0.00	0.00	0.00	0.00	0.00	0.00	0.00	0.00	0.00	0.00	0.00	0.00	0.00	0.00	0.00	0.00	0.00	0.00	0.00	0.00	0.00	0.00	0.00	0.00	0.00	0.00
Disbursements effected through outright deductions from claims (please specify...)	0.00	0.00	0.00	0.00	0.00	0.00	0.00	0.00	0.00	0.00	0.00	0.00	0.00	0.00	0.00	0.00	0.00	0.00	0.00	0.00	0.00	0.00	0.00	0.00	0.00	0.00	0.00	0.00
Overpayment of expenses (e.g. personal benefits)	0.00	0.00	0.00	0.00	0.00	0.00	0.00	0.00	0.00	0.00	0.00	0.00	0.00	0.00	0.00	0.00	0.00	0.00	0.00	0.00	0.00	0.00	0.00	0.00	0.00	0.00	0.00	0.00
Restitution for loss of government property	0.00	0.00	0.00	0.00	0.00	0.00	0.00	0.00	0.00	0.00	0.00	0.00	0.00	0.00	0.00	0.00	0.00	0.00	0.00	0.00	0.00	0.00	0.00	0.00	0.00	0.00	0.00	0.00
Liquidated damages and similar claims	0.00	0.00	0.00	0.00	0.00	0.00	0.00	0.00	0.00	0.00	0.00	0.00	0.00	0.00	0.00	0.00	0.00	0.00	0.00	0.00	0.00	0.00	0.00	0.00	0.00	0.00	0.00	0.00
Others (e.g. TEF, BTR, Docs Stamp, etc.)	0.00	0.00	0.00	0.00	0.00	0.00	0.00	0.00	0.00	0.00	0.00	0.00	0.00	0.00	0.00	0.00	0.00	0.00	0.00	0.00	0.00	0.00	0.00	0.00	0.00	0.00	0.00	0.00
Less: Adjustments (e.g. cancelled/stale checks)	0.00	0.00	0.00	0.00	0.00	0.00	0.00	0.00	0.00	0.00	0.00	0.00	0.00	0.00	0.00	0.00	0.00	0.00	0.00	0.00	0.00	0.00	0.00	0.00	0.00	0.00	0.00	0.00
TOTAL NON-CASH DISBURSEMENTS	964,307.26	416,676.65	0.00	0.00	1,400,983.91	0.00	1,869.37	0.00	0.00	1,869.37	0.00	89.29	0.00	0.00	89.29	1,958.66	1,402,942.57	0.00	0.00	0.00	0.00	964,307.26	416,635.31	0.00	0.00	1,402,942.57	0.00	
AND TOTAL	26,254,090.65	8,722,332.87	0.00	0.00	34,976,423.52	0.00	141,650.62	0.00	0.00	141,650.62	0.00	6,965,446.75	0.00	300,000.00	7,265,446.75	7,407,095.37	42,363,520.89	0.00	0.00	0.00	0.00	26,254,090.65	15,827,430.24	0.00	300,000.00	42,363,520.89	0.00	

Particulars	Previous Report	This Month	As at Date
(1)	(2)	(3)	(4)
Disbursement Authorities Received	367,280,905.00	44,236,628.67	411,525,581.13
CA	353,606,000.00	42,633,683.00	396,641,683.00
TA	0.00	0.00	0.00
Working Fund	0.00	0.00	0.00
IA	13,460,965.56	1,402,942.57	14,883,908.13
JA	0.00	0.00	0.00
JAA	0.00	0.00	0.00
Notice of Transfer of Allocations (NTA) Issued	0.00	0.00	0.00
Disbursement Authorities Available	367,280,905.00	44,236,628.67	411,525,581.13
NA	0.00	0.00	0.00
Used NCA	42,386.58	0.00	42,386.58
Disbursements	357,346,606.71	42,303,520.89	399,729,206.60
Other Non-Cash Disbursements	0.00	0.00	0.00
Disbursements effected through outright deductions from claims	0.00	0.00	0.00
Overpayment of expenses (e.g. personal benefits)	0.00	0.00	0.00
Restitution for loss of government property	0.00	0.00	0.00
Liquidated damages and similar claims	0.00	0.00	0.00
Others (e.g. TEF, BTR, Docs Stamp, etc.)	0.00	0.00	0.00
Less: Adjustments (e.g. cancelled/stale checks)	0.00	0.00	0.00
Balance of Disbursement Authorities as at date	8,900,893.27	1,853,104.88	11,753,997.85
Disbursements Program	356,469,000.00	35,653,000.00	392,122,000.00
Actual Disbursements	357,346,606.71	42,363,520.89	399,729,206.60
Under spending	(876,685.71)	(6,730,520.89)	(7,607,206.60)

Certified Correct:

MARCELITA T. MADRAZO
BOOKKEEPER
Date: 2022-02-01 23:28:13

Recommending Approval:

HONESTO C. TABUZO JR.
CHIEF ACCOUNTANT
Date: 2022-02-01 23:34:38

Approved By:


KENNEDY T. COSTALES
EXECUTIVE DIRECTOR III
Date: 2022-02-01 23:47:13

MONTHLY REPORT OF DISBURSEMENTS
For the month of October 2021

Department: Department of Agriculture (DA)
 Agency/Entity: Philippine Fiber Industry Development Authority
 Operating Unit: < not applicable >
 Organization Code (UACS): 05 012 0000000
 Fund Cluster: 01 Regular Agency Fund

Particulars	Current Year Budget					Prior Year's Budget										SUB-TOTAL	Trust Liabilities				Grand Total					Remarks		
	PS	MOOE	FinEx	CO	TOTAL	Prior Year's Accounts Payable					Current Year's Accounts Payable						TOTAL	PS	MOOE	CO	TOTAL	PS	MOOE	FinEx	CO		TOTAL	
						PS	MOOE	FinEx	CO	Sub-Total	PS	MOOE	FinEx	CO	Sub-Total													
1	2	3	4	5	6=(2+3+4+5)	7	8	9	10	11=(7+8+9+10)	12	13	14	15	16	17=(11+16)	18=(8+17)	19	20	21	22=(19+20+21)	23	24	25	26	27=(23+24+25+26)	28	
SH DISBURSEMENTS	9,876,260.17	8,428,323.13	0.00	280,000.00	18,584,583.30	270,704.16	33,025.63	0.00	0.00	303,729.81	0.00	1,066,793.62	0.00	0.00	1,066,793.62	1,370,523.43	19,955,106.73	0.00	0.00	0.00	0.00	10,146,964.35	9,528,142.38	0.00	280,000.00	19,955,106.73	0.00	
Notice of Cash Allocation (NCA)	9,876,260.17	8,428,323.13	0.00	280,000.00	18,584,583.30	270,704.16	33,025.63	0.00	0.00	303,729.81	0.00	1,066,793.62	0.00	0.00	1,066,793.62	1,370,523.43	19,955,106.73	0.00	0.00	0.00	0.00	10,146,964.35	9,528,142.38	0.00	280,000.00	19,955,106.73	0.00	
MDS Checks Issued	1,227,546.55	124,416.72	0.00	0.00	1,351,963.27	0.00	0.00	0.00	0.00	0.00	0.00	0.00	0.00	0.00	0.00	0.00	1,351,963.27	0.00	0.00	0.00	0.00	1,227,546.55	124,416.72	0.00	0.00	1,351,963.27	0.00	
Advice to Debt Account	8,648,713.62	8,303,906.41	0.00	280,000.00	17,232,620.03	270,704.16	33,025.63	0.00	0.00	303,729.81	0.00	1,066,793.62	0.00	0.00	1,066,793.62	1,370,523.43	18,603,143.46	0.00	0.00	0.00	0.00	8,919,417.80	9,403,725.96	0.00	280,000.00	18,603,143.46	0.00	
Notice of Transfer Allocations (NTA)	0.00	0.00	0.00	0.00	0.00	0.00	0.00	0.00	0.00	0.00	0.00	0.00	0.00	0.00	0.00	0.00	0.00	0.00	0.00	0.00	0.00	0.00	0.00	0.00	0.00	0.00	0.00	0.00
MDS Checks Issued	0.00	0.00	0.00	0.00	0.00	0.00	0.00	0.00	0.00	0.00	0.00	0.00	0.00	0.00	0.00	0.00	0.00	0.00	0.00	0.00	0.00	0.00	0.00	0.00	0.00	0.00	0.00	0.00
Advice to Debt Account	0.00	0.00	0.00	0.00	0.00	0.00	0.00	0.00	0.00	0.00	0.00	0.00	0.00	0.00	0.00	0.00	0.00	0.00	0.00	0.00	0.00	0.00	0.00	0.00	0.00	0.00	0.00	0.00
Working Fund for FAPs	0.00	0.00	0.00	0.00	0.00	0.00	0.00	0.00	0.00	0.00	0.00	0.00	0.00	0.00	0.00	0.00	0.00	0.00	0.00	0.00	0.00	0.00	0.00	0.00	0.00	0.00	0.00	0.00
Cash Disbursement Ceiling (CDC)	0.00	0.00	0.00	0.00	0.00	0.00	0.00	0.00	0.00	0.00	0.00	0.00	0.00	0.00	0.00	0.00	0.00	0.00	0.00	0.00	0.00	0.00	0.00	0.00	0.00	0.00	0.00	0.00
TOTAL CASH DISBURSEMENTS	9,876,260.17	8,428,323.13	0.00	280,000.00	18,584,583.30	270,704.16	33,025.63	0.00	0.00	303,729.81	0.00	1,066,793.62	0.00	0.00	1,066,793.62	1,370,523.43	19,955,106.73	0.00	0.00	0.00	0.00	10,146,964.35	9,528,142.38	0.00	280,000.00	19,955,106.73	0.00	
NON-CASH DISBURSEMENTS	900,044.73	547,720.03	0.00	0.00	1,447,764.76	0.00	79,272.94	0.00	180,894.44	260,167.38	0.00	33,693.58	0.00	0.00	33,693.58	293,860.96	1,741,625.72	0.00	0.00	0.00	0.00	900,044.73	660,686.55	0.00	180,894.44	1,741,625.72	0.00	
Remittance Advices Issued (TRA)	900,044.73	547,720.03	0.00	0.00	1,447,764.76	0.00	79,272.94	0.00	180,894.44	260,167.38	0.00	33,693.58	0.00	0.00	33,693.58	293,860.96	1,741,625.72	0.00	0.00	0.00	0.00	900,044.73	660,686.55	0.00	180,894.44	1,741,625.72	0.00	
Non-Cash Availment Authority (NCAA)	0.00	0.00	0.00	0.00	0.00	0.00	0.00	0.00	0.00	0.00	0.00	0.00	0.00	0.00	0.00	0.00	0.00	0.00	0.00	0.00	0.00	0.00	0.00	0.00	0.00	0.00	0.00	0.00
Disbursements effected through outright deductions from claims (please specify...)	0.00	0.00	0.00	0.00	0.00	0.00	0.00	0.00	0.00	0.00	0.00	0.00	0.00	0.00	0.00	0.00	0.00	0.00	0.00	0.00	0.00	0.00	0.00	0.00	0.00	0.00	0.00	0.00
Overpayment of expenses (e.g. personnel benefits)	0.00	0.00	0.00	0.00	0.00	0.00	0.00	0.00	0.00	0.00	0.00	0.00	0.00	0.00	0.00	0.00	0.00	0.00	0.00	0.00	0.00	0.00	0.00	0.00	0.00	0.00	0.00	0.00
Restitution for loss of government property	0.00	0.00	0.00	0.00	0.00	0.00	0.00	0.00	0.00	0.00	0.00	0.00	0.00	0.00	0.00	0.00	0.00	0.00	0.00	0.00	0.00	0.00	0.00	0.00	0.00	0.00	0.00	0.00
Liquidated damages and similar claims (e.g. TEF, BT, Docs Stamp, etc.)	0.00	0.00	0.00	0.00	0.00	0.00	0.00	0.00	0.00	0.00	0.00	0.00	0.00	0.00	0.00	0.00	0.00	0.00	0.00	0.00	0.00	0.00	0.00	0.00	0.00	0.00	0.00	0.00
Losses: Adjustments (e.g. cancelled/staled checks)	0.00	0.00	0.00	0.00	0.00	0.00	0.00	0.00	0.00	0.00	0.00	0.00	0.00	0.00	0.00	0.00	0.00	0.00	0.00	0.00	0.00	0.00	0.00	0.00	0.00	0.00	0.00	0.00
TOTAL NON-CASH DISBURSEMENTS	900,044.73	547,720.03	0.00	0.00	1,447,764.76	0.00	79,272.94	0.00	180,894.44	260,167.38	0.00	33,693.58	0.00	0.00	33,693.58	293,860.96	1,741,625.72	0.00	0.00	0.00	0.00	900,044.73	660,686.55	0.00	180,894.44	1,741,625.72	0.00	
AND TOTAL	10,776,304.90	8,976,043.16	0.00	280,000.00	20,032,348.06	270,704.16	112,298.57	0.00	180,894.44	563,897.19	0.00	1,100,487.20	0.00	0.00	1,100,487.20	1,664,384.39	21,696,732.45	0.00	0.00	0.00	0.00	11,047,009.08	10,188,828.93	0.00	460,894.44	21,696,732.45	0.00	

Particulars	Previous Report	This Month	As at Date
(1)	(2)	(3)	(4)
Disbursement Authorities Received	335,691,339.84	31,597,625.72	367,288,965.56
CA	323,952,000.00	29,858,000.00	353,806,000.00
TA	0.00	0.00	0.00
Working Fund	0.00	0.00	0.00
TA	11,739,339.84	1,741,625.72	13,480,965.56
TC	0.00	0.00	0.00
TA	0.00	0.00	0.00
Notice of Transfer of Allocations (NTA) Issued	0.00	0.00	0.00
Disbursement Authorities Available	135,184,339.14	11,746,197.77	367,288,965.56
CA	0.00	0.00	0.00
Used NCA	42,386.58	0.00	42,386.58
Disbursements	335,648,953.26	21,696,732.45	357,345,685.71
Other Non-Cash Disbursements	0.00	0.00	0.00
Disbursements effected through outright deductions from claims	0.00	0.00	0.00
Overpayment of expenses (e.g. personnel benefits)	0.00	0.00	0.00
Restitution for loss of government property	0.00	0.00	0.00
Liquidated damages and similar claims	0.00	0.00	0.00
Others (e.g. TEF, BT, Docs Stamp, etc.)	0.00	0.00	0.00
Losses: Adjustments (e.g. cancelled/staled checks)	0.00	0.00	0.00
Balance of Disbursement Authorities as at date	0.00	9,900,893.27	9,900,893.27
Disbursements Program	327,668,000.00	28,803,000.00	356,469,000.00
Actual Disbursements	335,648,953.26	21,696,732.45	357,345,685.71
Under spending	(7,982,953.26)	7,106,267.55	(876,685.71)

Certified Correct:

 MERCELITA T. MADRAZO
 BOOKKEEPER
 Date: 2022-02-01 21:09:11

Recommending Approval:

 HONESTO C. TABAZO JR.
 CHIEF ACCOUNTANT
 Date: 2022-02-01 21:30:42

Approved By:

 KENNEDY T. COSTALES
 EXECUTIVE DIRECTOR III
 Date: 2022-02-01 22:35:54

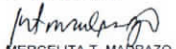
MONTHLY REPORT OF DISBURSEMENTS
For the month of September 2021

Department of Agriculture (DA)
 Agency/Entity Philippine Fiber Industry Development Authority
 Operating Unit < not applicable >
 Organization Code (UACS) 05 012 000000
 Fund Cluster 01 Regular Agency Fund

Particulars	Current Year Budget					Prior Year's Budget										SUB-TOTAL	Trust Liabilities				Grand Total					Remarks	
	PS	MOOE	FinEx	CO	TOTAL	Prior Year's Accounts Payable					Current Year's Accounts Payable						TOTAL	PS	MOOE	CO	TOTAL	PS	MOOE	FinEx	CO		TOTAL
						PS	MOOE	FinEx	CO	Sub-Total	PS	MOOE	FinEx	CO	Sub-Total												
						7	8	9	10	11=(7+8+9+10)	12	13	14	15	16=(12+13+14+15)												
SH DISBURSEMENTS	19,030,858.90	25,109,988.37	4,800.00	980,000.00	45,125,647.27	239,694.16	1,946,637.06	0.00	5,612,984.50	7,799,315.72	0.00	992,203.07	0.00	500,000.00	1,492,203.07	9,291,518.79	54,417,166.06	0.00	0.00	0.00	0.00	19,270,553.06	26,048,828.50	4,800.00	7,092,984.50	54,417,166.06	
Notice of Cash Allocation (NCA)	19,030,858.90	25,109,988.37	4,800.00	980,000.00	45,125,647.27	239,694.16	1,946,637.06	0.00	5,612,984.50	7,799,315.72	0.00	992,203.07	0.00	500,000.00	1,492,203.07	9,291,518.79	54,417,166.06	0.00	0.00	0.00	0.00	19,270,553.06	26,048,828.50	4,800.00	7,092,984.50	54,417,166.06	
MDS Checks Issued	1,121,831.24	0.00	0.00	0.00	1,121,831.24	0.00	0.00	0.00	0.00	0.00	0.00	0.00	0.00	0.00	0.00	0.00	0.00	0.00	0.00	0.00	0.00	0.00	0.00	0.00	0.00	0.00	1,121,831.24
Advice to Debit Account	17,909,027.66	25,109,988.37	4,800.00	980,000.00	44,004,016.03	239,694.16	1,946,637.06	0.00	5,612,984.50	7,799,315.72	0.00	992,203.07	0.00	500,000.00	1,492,203.07	9,291,518.79	53,295,534.82	0.00	0.00	0.00	0.00	18,148,921.82	26,048,828.50	4,800.00	7,092,984.50	53,295,534.82	
Notice of Transfer Allocations (NTA)	0.00	0.00	0.00	0.00	0.00	0.00	0.00	0.00	0.00	0.00	0.00	0.00	0.00	0.00	0.00	0.00	0.00	0.00	0.00	0.00	0.00	0.00	0.00	0.00	0.00	0.00	0.00
MDS Checks Issued	0.00	0.00	0.00	0.00	0.00	0.00	0.00	0.00	0.00	0.00	0.00	0.00	0.00	0.00	0.00	0.00	0.00	0.00	0.00	0.00	0.00	0.00	0.00	0.00	0.00	0.00	0.00
Advice to Debit Account	0.00	0.00	0.00	0.00	0.00	0.00	0.00	0.00	0.00	0.00	0.00	0.00	0.00	0.00	0.00	0.00	0.00	0.00	0.00	0.00	0.00	0.00	0.00	0.00	0.00	0.00	0.00
Working Fund for FAPs	0.00	0.00	0.00	0.00	0.00	0.00	0.00	0.00	0.00	0.00	0.00	0.00	0.00	0.00	0.00	0.00	0.00	0.00	0.00	0.00	0.00	0.00	0.00	0.00	0.00	0.00	0.00
Cash Disbursement Ceiling (CDC)	0.00	0.00	0.00	0.00	0.00	0.00	0.00	0.00	0.00	0.00	0.00	0.00	0.00	0.00	0.00	0.00	0.00	0.00	0.00	0.00	0.00	0.00	0.00	0.00	0.00	0.00	0.00
TOTAL CASH DISBURSEMENTS	19,030,858.90	25,109,988.37	4,800.00	980,000.00	45,125,647.27	239,694.16	1,946,637.06	0.00	5,612,984.50	7,799,315.72	0.00	992,203.07	0.00	500,000.00	1,492,203.07	9,291,518.79	54,417,166.06	0.00	0.00	0.00	0.00	19,270,553.06	26,048,828.50	4,800.00	7,092,984.50	54,417,166.06	
NON-CASH DISBURSEMENTS	901,844.73	362,503.71	0.00	17,500.00	1,281,848.44	0.00	17,873.11	0.00	106,875.00	124,748.11	0.00	21,118.78	0.00	0.00	21,118.78	145,866.89	1,427,715.33	0.00	0.00	0.00	0.00	901,844.73	401,495.60	0.00	124,375.00	1,427,715.33	
Remittance Advices issued (TRA)	901,844.73	362,503.71	0.00	17,500.00	1,281,848.44	0.00	17,873.11	0.00	106,875.00	124,748.11	0.00	21,118.78	0.00	0.00	21,118.78	145,866.89	1,427,715.33	0.00	0.00	0.00	0.00	901,844.73	401,495.60	0.00	124,375.00	1,427,715.33	
Non-Cash Availment Authority (NCAA)	0.00	0.00	0.00	0.00	0.00	0.00	0.00	0.00	0.00	0.00	0.00	0.00	0.00	0.00	0.00	0.00	0.00	0.00	0.00	0.00	0.00	0.00	0.00	0.00	0.00	0.00	0.00
Disbursements effected through outright deductions from claims (please specify...)	0.00	0.00	0.00	0.00	0.00	0.00	0.00	0.00	0.00	0.00	0.00	0.00	0.00	0.00	0.00	0.00	0.00	0.00	0.00	0.00	0.00	0.00	0.00	0.00	0.00	0.00	0.00
Overpayment of expenses (e.g. personnel benefits)	0.00	0.00	0.00	0.00	0.00	0.00	0.00	0.00	0.00	0.00	0.00	0.00	0.00	0.00	0.00	0.00	0.00	0.00	0.00	0.00	0.00	0.00	0.00	0.00	0.00	0.00	0.00
Restitution for loss of government property	0.00	0.00	0.00	0.00	0.00	0.00	0.00	0.00	0.00	0.00	0.00	0.00	0.00	0.00	0.00	0.00	0.00	0.00	0.00	0.00	0.00	0.00	0.00	0.00	0.00	0.00	0.00
Liquidated damages and similar claims	0.00	0.00	0.00	0.00	0.00	0.00	0.00	0.00	0.00	0.00	0.00	0.00	0.00	0.00	0.00	0.00	0.00	0.00	0.00	0.00	0.00	0.00	0.00	0.00	0.00	0.00	0.00
Less: Adjustments (e.g. cancelled/staled checks)	0.00	0.00	0.00	0.00	0.00	0.00	0.00	0.00	0.00	0.00	0.00	0.00	0.00	0.00	0.00	0.00	0.00	0.00	0.00	0.00	0.00	0.00	0.00	0.00	0.00	0.00	0.00
TOTAL NON-CASH DISBURSEMENTS	901,844.73	362,503.71	0.00	17,500.00	1,281,848.44	0.00	17,873.11	0.00	106,875.00	124,748.11	0.00	21,118.78	0.00	0.00	21,118.78	145,866.89	1,427,715.33	0.00	0.00	0.00	0.00	901,844.73	401,495.60	0.00	124,375.00	1,427,715.33	
GRAND TOTAL	19,932,703.63	25,472,492.08	4,800.00	997,500.00	46,407,495.71	239,694.16	1,964,510.17	0.00	5,719,859.50	7,924,063.83	0.00	1,013,321.85	0.00	500,000.00	1,513,321.85	9,437,365.66	55,844,881.39	0.00	0.00	0.00	0.00	20,172,397.79	28,450,324.10	4,800.00	7,217,359.50	55,844,881.39	


SUMMARY

Particulars (1)	Previous Report (2)	This Month (3)	As at Date (4)
Disbursement Authorities Received	0.00	0.00	0.00
A	292,421,000.00	31,531,000.00	323,952,000.00
B	0.00	0.00	0.00
Working Fund	0.00	0.00	0.00
A	10,311,624.61	1,427,715.33	11,739,339.94
C	0.00	0.00	0.00
AA	0.00	0.00	0.00
i: Notice of Transfer of Allocations (NTA) issued	0.00	0.00	0.00
Disbursement Authorities Available	302,732,624.61	32,958,715.33	335,691,339.94
i:	0.00	0.00	0.00
Used NCA	27,862.25	14,524.33	42,386.58
Disbursements	279,804,071.87	55,844,881.39	335,648,953.26
i: Other Non-Cash Disbursements	0.00	0.00	0.00
Disbursements effected through outright deductions from claims	0.00	0.00	0.00
Overpayment of expenses (e.g. personnel benefits)	0.00	0.00	0.00
Restitution for loss of government property	0.00	0.00	0.00
Liquidated damages and similar claims	0.00	0.00	0.00
Less (e.g. TEF, BTr, Docs Stamp, etc.)	0.00	0.00	0.00
Less: Adjustments (e.g. cancelled/staled checks)	0.00	0.00	0.00
Balance of Disbursement Authorities as at date	22,900,690.39	(22,900,690.39)	0.00
Disbursements Program	363,672,000.00	27,772,000.00	391,444,000.00
i: Actual Disbursements	279,804,071.87	55,844,881.39	335,648,953.26
j) Under spending	83,867,928.13	(28,072,881.39)	55,795,046.74

Certified Correct:

 MERCELITA T. MADRAZO
 BOOKKEEPER
 Date:

Recommending Approval:

 HONESTO O. TAGUZO JR.
 CHIEF ACCOUNTANT
 Date:

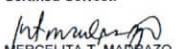
Approved:

 KENNEDY T. COSTALES
 EXECUTIVE DIRECTOR III
 Date:


MONTHLY REPORT OF DISBURSEMENTS
For the month of August 2021


Department: Department of Agriculture (DA)
 Agency/Entity: Philippine Fiber Industry Development Authority
 Operating Unit: < not applicable >
 Organization Code (UACS): 05 012 0000000
 Fund Cluster: 01 Regular Agency Fund

Particulars	Current Year Budget					Prior Year's Budget										SUB-TOTAL	Trust Liabilities				Grand Total					Remarks		
	PS	MOOE	FinEx	CO	TOTAL	Prior Year's Accounts Payable					Current Year's Accounts Payable						TOTAL	PS	MOOE	CO	TOTAL	PS	MOOE	FinEx	CO		TOTAL	
						PS	MOOE	FinEx	CO	Sub-Total	PS	MOOE	FinEx	CO	Sub-Total													
1	2	3	4	5	6=(2+3+4+5)	7	8	9	10	11=(7+8+9+10)	12	13	14	15	16=(12+13+14+15)	17=(11+16)	18=(6+17)	19	20	21	22=(19+20+21)	23	24	25	26	27=(23+24+25+26)	28	
3H DISBURSEMENTS	11,277,596.61	14,067,193.95	6,000.00	662,500.00	26,053,290.56	4,341,013.57	287,666.09	0.00	1,763,124.99	6,391,804.65	0.00	3,639,224.69	0.00	0.00	3,639,224.69	10,031,029.34	36,084,319.90	0.00	0.00	0.00	0.00	15,618,610.18	18,014,084.73	6,000.00	2,445,624.99	36,084,319.90		
Office of Cash Allocation (NCA)	11,277,596.61	14,067,193.95	6,000.00	662,500.00	26,053,290.56	4,341,013.57	287,666.09	0.00	1,763,124.99	6,391,804.65	0.00	3,639,224.69	0.00	0.00	3,639,224.69	10,031,029.34	36,084,319.90	0.00	0.00	0.00	0.00	15,618,610.18	18,014,084.73	6,000.00	2,445,624.99	36,084,319.90		
MDS Checks Issued	1,157,425.71	17,009.04	0.00	0.00	1,174,434.75	0.00	0.00	0.00	0.00	0.00	0.00	0.00	0.00	0.00	0.00	0.00	1,174,434.75	0.00	0.00	0.00	0.00	1,157,425.71	17,009.04	0.00	0.00	1,174,434.75		
Advice to Debt Account	10,120,170.90	14,070,184.91	6,000.00	662,500.00	24,878,855.81	4,341,013.57	287,666.09	0.00	1,763,124.99	6,391,804.65	0.00	3,639,224.69	0.00	0.00	3,639,224.69	10,031,029.34	34,909,886.15	0.00	0.00	0.00	0.00	14,461,184.47	17,997,075.69	6,000.00	2,445,624.99	34,909,885.15		
Office of Transfer Allocations (NTA)	0.00	0.00	0.00	0.00	0.00	0.00	0.00	0.00	0.00	0.00	0.00	0.00	0.00	0.00	0.00	0.00	0.00	0.00	0.00	0.00	0.00	0.00	0.00	0.00	0.00	0.00	0.00	
MDS Checks Issued	0.00	0.00	0.00	0.00	0.00	0.00	0.00	0.00	0.00	0.00	0.00	0.00	0.00	0.00	0.00	0.00	0.00	0.00	0.00	0.00	0.00	0.00	0.00	0.00	0.00	0.00	0.00	
Advice to Debt Account	0.00	0.00	0.00	0.00	0.00	0.00	0.00	0.00	0.00	0.00	0.00	0.00	0.00	0.00	0.00	0.00	0.00	0.00	0.00	0.00	0.00	0.00	0.00	0.00	0.00	0.00	0.00	
Working Fund for FAPs	0.00	0.00	0.00	0.00	0.00	0.00	0.00	0.00	0.00	0.00	0.00	0.00	0.00	0.00	0.00	0.00	0.00	0.00	0.00	0.00	0.00	0.00	0.00	0.00	0.00	0.00	0.00	
Cash Disbursement Ceiling (CDC)	0.00	0.00	0.00	0.00	0.00	0.00	0.00	0.00	0.00	0.00	0.00	0.00	0.00	0.00	0.00	0.00	0.00	0.00	0.00	0.00	0.00	0.00	0.00	0.00	0.00	0.00	0.00	
TOTAL CASH DISBURSEMENTS	11,277,596.61	14,067,193.95	6,000.00	662,500.00	26,053,290.56	4,341,013.57	287,666.09	0.00	1,763,124.99	6,391,804.65	0.00	3,639,224.69	0.00	0.00	3,639,224.69	10,031,029.34	36,084,319.90	0.00	0.00	0.00	0.00	15,618,610.18	18,014,084.73	6,000.00	2,445,624.99	36,084,319.90		
NON-CASH DISBURSEMENTS	909,509.18	258,533.31	0.00	0.00	1,168,042.49	0.00	14,350.64	0.00	0.00	14,350.64	0.00	21,100.67	0.00	0.00	21,100.67	35,451.31	1,203,493.80	0.00	0.00	0.00	0.00	909,509.18	293,984.62	0.00	0.00	1,203,493.80		
Remittance Advices Issued (TRA)	909,509.18	258,533.31	0.00	0.00	1,168,042.49	0.00	14,350.64	0.00	0.00	14,350.64	0.00	21,100.67	0.00	0.00	21,100.67	35,451.31	1,203,493.80	0.00	0.00	0.00	0.00	909,509.18	293,984.62	0.00	0.00	1,203,493.80		
Non-Cash Availment Authority (NCAA)	0.00	0.00	0.00	0.00	0.00	0.00	0.00	0.00	0.00	0.00	0.00	0.00	0.00	0.00	0.00	0.00	0.00	0.00	0.00	0.00	0.00	0.00	0.00	0.00	0.00	0.00		
Disbursements effected through outright deductions from claims	0.00	0.00	0.00	0.00	0.00	0.00	0.00	0.00	0.00	0.00	0.00	0.00	0.00	0.00	0.00	0.00	0.00	0.00	0.00	0.00	0.00	0.00	0.00	0.00	0.00	0.00	0.00	
Overpayment of expenses (e.g. personnel files)	0.00	0.00	0.00	0.00	0.00	0.00	0.00	0.00	0.00	0.00	0.00	0.00	0.00	0.00	0.00	0.00	0.00	0.00	0.00	0.00	0.00	0.00	0.00	0.00	0.00	0.00	0.00	
Restitution for loss of government property	0.00	0.00	0.00	0.00	0.00	0.00	0.00	0.00	0.00	0.00	0.00	0.00	0.00	0.00	0.00	0.00	0.00	0.00	0.00	0.00	0.00	0.00	0.00	0.00	0.00	0.00	0.00	
Liquidated damages and similar claims	0.00	0.00	0.00	0.00	0.00	0.00	0.00	0.00	0.00	0.00	0.00	0.00	0.00	0.00	0.00	0.00	0.00	0.00	0.00	0.00	0.00	0.00	0.00	0.00	0.00	0.00	0.00	
Interest, TEF, BTr, Docs Stamp, etc.	0.00	0.00	0.00	0.00	0.00	0.00	0.00	0.00	0.00	0.00	0.00	0.00	0.00	0.00	0.00	0.00	0.00	0.00	0.00	0.00	0.00	0.00	0.00	0.00	0.00	0.00	0.00	
TOTAL NON-CASH DISBURSEMENTS	909,509.18	258,533.31	0.00	0.00	1,168,042.49	0.00	14,350.64	0.00	0.00	14,350.64	0.00	21,100.67	0.00	0.00	21,100.67	35,451.31	1,203,493.80	0.00	0.00	0.00	0.00	909,509.18	293,984.62	0.00	0.00	1,203,493.80		
GRAND TOTAL	12,187,105.79	14,345,727.26	6,000.00	662,500.00	27,221,333.05	4,341,013.57	302,016.73	0.00	1,763,124.99	6,406,155.29	0.00	3,660,325.36	0.00	0.00	3,660,325.36	10,066,480.65	37,287,813.70	0.00	0.00	0.00	0.00	16,528,119.36	18,308,069.35	6,000.00	2,445,624.99	37,287,813.70		

Summary	Particulars (1)	Previous Report (2)	This Month (3)	As at Date (4)
Disbursement Authorities Received		0.00	0.00	0.00
A		245,214,000.00	47,207,000.00	292,421,000.00
A		0.00	0.00	0.00
Working Fund		0.00	0.00	0.00
A		9,108,130.71	1,203,493.80	10,311,624.51
C		0.00	0.00	0.00
AA		0.00	0.00	0.00
Notice of Transfer of Allocations (NTA) Issued		0.00	0.00	0.00
Disbursement Authorities Available		254,322,130.71	48,410,483.80	302,732,614.51
		0.00	0.00	0.00
Used NCA		27,862.25	0.00	27,862.25
Disbursements		242,516,268.17	37,287,813.70	279,804,071.87
Other Non-Cash Disbursements		0.00	0.00	0.00
Disbursements effected through outright deductions from claims		0.00	0.00	0.00
Overpayment of expenses (e.g. personnel benefits)		0.00	0.00	0.00
Restitution for loss of government property		0.00	0.00	0.00
Liquidated damages and similar claims		0.00	0.00	0.00
Interest (e.g. TEF, BTr, Docs Stamp, etc.)		0.00	0.00	0.00
Less: Adjustments (e.g. cancelled/stated checks)		0.00	0.00	0.00
Balance of Disbursement Authorities as at date		11,770,010.29	11,122,670.10	22,892,680.39
Disbursements Program		322,164,000.00	41,508,000.00	363,672,000.00
*Actual Disbursements		242,516,268.17	37,287,813.70	279,804,071.87
**Under spending		79,647,741.83	4,220,186.30	83,867,928.13

Certified Correct:

 MERCELITA T. MADRAZO
 BOOKKEEPER
 Date:

Recommending Approval:

 HONESTO C. TABUZO JR.
 CHIEF ACCOUNTANT
 Date:


Approved:

 KENNEY C. POSTALES
 EXECUTIVE DIRECTOR III
 Date:

MONTHLY REPORT OF DISBURSEMENTS
For the month of July 2021

Department of Agriculture (DA)
 Agency/Entity: Philippine Fiber Industry Development Authority
 Operating Unit: < not applicable >
 Organization Code (UAACS): 05 012 000000
 Fund Cluster: 01 Regular Agency Fund

Particulars	Current Year Budget					Prior Year's Budget											Trust Liabilities					Grand Total					Remarks
	PS	MOOE	FinEx	CO	TOTAL	Prior Year's Accounts Payable				Current Year's Accounts Payable				TOTAL	SUB-TOTAL	PS	MOOE	CO	TOTAL	PS	MOOE	FinEx	CO	TOTAL			
						PS	MOOE	FinEx	CO	Sub-Total	PS	MOOE	FinEx												CO	Sub-Total	
DISBURSEMENTS	15,092,360.09	5,574,010.22	12,000.00	0.00	20,678,370.31	0.00	215,259.64	0.00	0.00	215,259.64	0.00	429,359.76	0.00	0.00	429,359.76	644,619.40	21,322,989.71	0.00	0.00	0.00	0.00	15,092,360.09	6,218,629.62	12,000.00	0.00	21,322,989.71	
Office of Cash Allocation (NCA)	15,092,360.09	5,574,010.22	12,000.00	0.00	20,678,370.31	0.00	215,259.64	0.00	0.00	215,259.64	0.00	429,359.76	0.00	0.00	429,359.76	644,619.40	21,322,989.71	0.00	0.00	0.00	0.00	15,092,360.09	6,218,629.62	12,000.00	0.00	21,322,989.71	
WDS Checks Issued	1,060,387.86	0.00	0.00	0.00	1,060,387.86	0.00	0.00	0.00	0.00	0.00	0.00	0.00	0.00	0.00	0.00	1,060,387.86	0.00	0.00	0.00	0.00	0.00	0.00	0.00	0.00	0.00	1,060,387.86	
Advice to Debit Account	14,031,972.23	5,574,010.22	12,000.00	0.00	19,617,982.45	0.00	215,259.64	0.00	0.00	215,259.64	0.00	429,359.76	0.00	0.00	429,359.76	644,619.40	20,262,601.85	0.00	0.00	0.00	0.00	14,031,972.23	6,218,629.62	12,000.00	0.00	20,262,601.85	
Office of Transfer Allocations (NTA)	0.00	0.00	0.00	0.00	0.00	0.00	0.00	0.00	0.00	0.00	0.00	0.00	0.00	0.00	0.00	0.00	0.00	0.00	0.00	0.00	0.00	0.00	0.00	0.00	0.00	0.00	
WDS Checks Issued	0.00	0.00	0.00	0.00	0.00	0.00	0.00	0.00	0.00	0.00	0.00	0.00	0.00	0.00	0.00	0.00	0.00	0.00	0.00	0.00	0.00	0.00	0.00	0.00	0.00	0.00	
Advice to Debit Account	0.00	0.00	0.00	0.00	0.00	0.00	0.00	0.00	0.00	0.00	0.00	0.00	0.00	0.00	0.00	0.00	0.00	0.00	0.00	0.00	0.00	0.00	0.00	0.00	0.00	0.00	
Working Fund for FAPs	0.00	0.00	0.00	0.00	0.00	0.00	0.00	0.00	0.00	0.00	0.00	0.00	0.00	0.00	0.00	0.00	0.00	0.00	0.00	0.00	0.00	0.00	0.00	0.00	0.00	0.00	
Cash Disbursement Ceiling (CDC)	0.00	0.00	0.00	0.00	0.00	0.00	0.00	0.00	0.00	0.00	0.00	0.00	0.00	0.00	0.00	0.00	0.00	0.00	0.00	0.00	0.00	0.00	0.00	0.00	0.00	0.00	
AL CASH DISBURSEMENTS	15,092,360.09	5,574,010.22	12,000.00	0.00	20,678,370.31	0.00	215,259.64	0.00	0.00	215,259.64	0.00	429,359.76	0.00	0.00	429,359.76	644,619.40	21,322,989.71	0.00	0.00	0.00	0.00	15,092,360.09	6,218,629.62	12,000.00	0.00	21,322,989.71	
NON-CASH DISBURSEMENTS	1,107,412.23	323,639.13	0.00	0.00	1,431,051.36	0.00	84,203.99	0.00	59,573.49	143,777.48	0.00	11,672.89	0.00	0.00	11,672.89	155,450.37	1,586,501.73	0.00	0.00	0.00	0.00	1,107,412.23	419,516.01	0.00	59,573.49	1,586,501.73	
Remittance Advices Issued (TRA)	1,107,412.23	323,639.13	0.00	0.00	1,431,051.36	0.00	84,203.99	0.00	59,573.49	143,777.48	0.00	11,672.89	0.00	0.00	11,672.89	155,450.37	1,586,501.73	0.00	0.00	0.00	0.00	1,107,412.23	419,516.01	0.00	59,573.49	1,586,501.73	
Non-Cash Availment Authority (NCAA)	0.00	0.00	0.00	0.00	0.00	0.00	0.00	0.00	0.00	0.00	0.00	0.00	0.00	0.00	0.00	0.00	0.00	0.00	0.00	0.00	0.00	0.00	0.00	0.00	0.00	0.00	
Disbursements effected through outright deductions from claims (please specify)	0.00	0.00	0.00	0.00	0.00	0.00	0.00	0.00	0.00	0.00	0.00	0.00	0.00	0.00	0.00	0.00	0.00	0.00	0.00	0.00	0.00	0.00	0.00	0.00	0.00	0.00	
Overpayment of expenses (e.g. personnel benefits)	0.00	0.00	0.00	0.00	0.00	0.00	0.00	0.00	0.00	0.00	0.00	0.00	0.00	0.00	0.00	0.00	0.00	0.00	0.00	0.00	0.00	0.00	0.00	0.00	0.00	0.00	
Restitution for loss of government property	0.00	0.00	0.00	0.00	0.00	0.00	0.00	0.00	0.00	0.00	0.00	0.00	0.00	0.00	0.00	0.00	0.00	0.00	0.00	0.00	0.00	0.00	0.00	0.00	0.00	0.00	
Quidated damages and similar claims	0.00	0.00	0.00	0.00	0.00	0.00	0.00	0.00	0.00	0.00	0.00	0.00	0.00	0.00	0.00	0.00	0.00	0.00	0.00	0.00	0.00	0.00	0.00	0.00	0.00	0.00	
Others (e.g. TEF, BTr, Docs Stamp, etc.)	0.00	0.00	0.00	0.00	0.00	0.00	0.00	0.00	0.00	0.00	0.00	0.00	0.00	0.00	0.00	0.00	0.00	0.00	0.00	0.00	0.00	0.00	0.00	0.00	0.00	0.00	
Adjustments (e.g. cancelled/staled checks)	0.00	0.00	0.00	0.00	0.00	0.00	0.00	0.00	0.00	0.00	0.00	0.00	0.00	0.00	0.00	0.00	0.00	0.00	0.00	0.00	0.00	0.00	0.00	0.00	0.00	0.00	
AL NON-CASH DISBURSEMENTS	1,107,412.23	323,639.13	0.00	0.00	1,431,051.36	0.00	84,203.99	0.00	59,573.49	143,777.48	0.00	11,672.89	0.00	0.00	11,672.89	155,450.37	1,586,501.73	0.00	0.00	0.00	0.00	1,107,412.23	419,516.01	0.00	59,573.49	1,586,501.73	
GRAND TOTAL	16,199,772.32	5,897,649.35	12,000.00	0.00	22,109,421.67	0.00	299,463.63	0.00	59,573.49	359,037.12	0.00	441,032.65	0.00	0.00	441,032.65	800,069.77	22,909,491.44	0.00	0.00	0.00	0.00	16,199,772.32	6,638,145.63	12,000.00	59,573.49	22,909,491.44	

Particulars	Previous Report	This Month	As at Date
(1)	(2)	(3)	(4)
Disbursement Authorities Received	0.00	0.00	0.00
Disbursement Authorities Available	212,113,000.00	33,101,000.00	245,214,000.00
Working Fund	0.00	0.00	0.00
Notice of Transfer of Allocations (NTA) issued	7,521,628.98	1,586,501.73	9,108,130.71
Disbursement Authorities Available	219,634,628.98	34,687,501.73	254,322,130.71
Actual NCA	27,862.26	0.00	27,862.26
Disbursements	219,606,766.73	22,909,491.44	242,516,258.17
Other Non-Cash Disbursements	0.00	0.00	0.00
Disbursements effected through outright deductions from claims	0.00	0.00	0.00
Overpayment of expenses (e.g. personnel benefits)	0.00	0.00	0.00
Restitution for loss of government property	0.00	0.00	0.00
Quidated damages and similar claims	0.00	0.00	0.00
Others (e.g. TEF, BTr, Docs Stamp, etc.)	0.00	0.00	0.00
Adjustments (e.g. cancelled/staled checks)	0.00	0.00	0.00
Balance of Disbursement Authorities as at date	0.00	11,778,010.29	11,778,010.29
Disbursements Program	288,784,000.00	33,380,000.00	322,164,000.00
*Actual Disbursements	219,606,766.73	22,909,491.44	242,516,258.17
Under spending	69,177,233.27	10,470,508.56	79,647,741.83

Certified Correct:

 MERCELITA T. MADRAZO
 BOOKKEEPER
 Date:

Recommending Approval:

 HONESTO C. TABUZO JR.
 CHIEF ACCOUNTANT
 Date:

Approved By:

 KENNEDY T. COSTALES
 EXECUTIVE DIRECTOR III
 Date:

MONTHLY REPORT OF DISBURSEMENTS
For the month of June 2021

Department: Department of Agriculture (DA)
 Agency/Entity: Philippine Fiber Industry Development Authority
 Operating Unit: < not applicable >
 Organization Code (UACS): 05 012 0000000
 Fund Cluster: 01 Regular Agency Fund

Particulars	Current Year Budget					Prior Year's Budget										SUB-TOTAL	Trust Liabilities					Grand Total					Remarks	
	PS	MOOE	FinEx	CO	TOTAL	Prior Year's Accounts Payable					Current Year's Accounts Payable						PS	MOOE	CO	TOTAL	PS	MOOE	FinEx	CO	TOTAL			
						PS	MOOE	FinEx	CO	Sub-Total	PS	MOOE	FinEx	CO	Sub-Total											PS		MOOE
1	2	3	4	5	6=(2+3+4+5)	7	8	9	10	11=(7+8+9+10)	12	13	14	15	16=(12+13+14+15)	17=(11+16)	18=(6+17)	19	20	21	22=(19+20+21)	23	24	25	26	27=(23+24+25+26)	28	
SH DISBURSEMENTS	13,154,076.55	17,320,201.47	0.00	0.00	30,474,278.02	39,534.88	4,248,848.23	0.00	1,005,585.02	5,293,968.13	0.00	830,075.59	0.00	0.00	830,075.59	6,124,043.72	36,598,321.74	0.00	0.00	0.00	0.00	13,193,611.43	22,399,125.29	0.00	1,005,585.02	36,598,321.74		
Office of Cash Allocation (NCA)	13,154,076.55	17,320,201.47	0.00	0.00	30,474,278.02	39,534.88	4,248,848.23	0.00	1,005,585.02	5,293,968.13	0.00	830,075.59	0.00	0.00	830,075.59	6,124,043.72	36,598,321.74	0.00	0.00	0.00	0.00	13,193,611.43	22,399,125.29	0.00	1,005,585.02	36,598,321.74		
MDS Checks Issued	907,139.15	0.00	0.00	0.00	907,139.15	0.00	2,563,400.00	0.00	0.00	2,563,400.00	0.00	0.00	0.00	0.00	0.00	2,563,400.00	3,470,539.15	0.00	0.00	0.00	0.00	907,139.15	2,563,400.00	0.00	0.00	3,470,539.15		
Advice to Debt Account	12,246,937.40	17,320,201.47	0.00	0.00	29,567,138.87	39,534.88	1,685,448.23	0.00	1,005,585.02	2,730,568.13	0.00	830,075.59	0.00	0.00	830,075.59	3,560,643.72	33,127,782.59	0.00	0.00	0.00	0.00	12,286,472.28	19,835,725.29	0.00	1,005,585.02	33,127,782.59		
Office of Transfer Allocations (NTA)	0.00	0.00	0.00	0.00	0.00	0.00	0.00	0.00	0.00	0.00	0.00	0.00	0.00	0.00	0.00	0.00	0.00	0.00	0.00	0.00	0.00	0.00	0.00	0.00	0.00	0.00		
MDS Checks Issued	0.00	0.00	0.00	0.00	0.00	0.00	0.00	0.00	0.00	0.00	0.00	0.00	0.00	0.00	0.00	0.00	0.00	0.00	0.00	0.00	0.00	0.00	0.00	0.00	0.00	0.00	0.00	
Advice to Debt Account	0.00	0.00	0.00	0.00	0.00	0.00	0.00	0.00	0.00	0.00	0.00	0.00	0.00	0.00	0.00	0.00	0.00	0.00	0.00	0.00	0.00	0.00	0.00	0.00	0.00	0.00	0.00	
Working Fund for FAPs	0.00	0.00	0.00	0.00	0.00	0.00	0.00	0.00	0.00	0.00	0.00	0.00	0.00	0.00	0.00	0.00	0.00	0.00	0.00	0.00	0.00	0.00	0.00	0.00	0.00	0.00	0.00	
Cash Disbursement Ceiling (CDC)	0.00	0.00	0.00	0.00	0.00	0.00	0.00	0.00	0.00	0.00	0.00	0.00	0.00	0.00	0.00	0.00	0.00	0.00	0.00	0.00	0.00	0.00	0.00	0.00	0.00	0.00	0.00	
TOTAL CASH DISBURSEMENTS	13,154,076.55	17,320,201.47	0.00	0.00	30,474,278.02	39,534.88	4,248,848.23	0.00	1,005,585.02	5,293,968.13	0.00	830,075.59	0.00	0.00	830,075.59	6,124,043.72	36,598,321.74	0.00	0.00	0.00	0.00	13,193,611.43	22,399,125.29	0.00	1,005,585.02	36,598,321.74		
NON-CASH DISBURSEMENTS	945,657.54	504,990.17	0.00	0.00	1,450,647.71	0.00	84,203.99	0.00	59,573.49	143,777.48	0.00	11,672.89	0.00	0.00	11,672.89	155,450.37	1,606,098.06	0.00	0.00	0.00	0.00	945,657.54	600,867.05	0.00	59,573.49	1,606,098.06		
Remittance Advices Issued (TRA)	945,657.54	504,990.17	0.00	0.00	1,450,647.71	0.00	84,203.99	0.00	59,573.49	143,777.48	0.00	11,672.89	0.00	0.00	11,672.89	155,450.37	1,606,098.06	0.00	0.00	0.00	0.00	945,657.54	600,867.05	0.00	59,573.49	1,606,098.06		
Non-Cash Availment Authority (NCAA)	0.00	0.00	0.00	0.00	0.00	0.00	0.00	0.00	0.00	0.00	0.00	0.00	0.00	0.00	0.00	0.00	0.00	0.00	0.00	0.00	0.00	0.00	0.00	0.00	0.00	0.00	0.00	
Disbursements effected through outright deductions from claims (please specify...)	0.00	0.00	0.00	0.00	0.00	0.00	0.00	0.00	0.00	0.00	0.00	0.00	0.00	0.00	0.00	0.00	0.00	0.00	0.00	0.00	0.00	0.00	0.00	0.00	0.00	0.00	0.00	
Overpayment of expenses (e.g. personnel benefits)	0.00	0.00	0.00	0.00	0.00	0.00	0.00	0.00	0.00	0.00	0.00	0.00	0.00	0.00	0.00	0.00	0.00	0.00	0.00	0.00	0.00	0.00	0.00	0.00	0.00	0.00	0.00	
Restitution for loss of government property	0.00	0.00	0.00	0.00	0.00	0.00	0.00	0.00	0.00	0.00	0.00	0.00	0.00	0.00	0.00	0.00	0.00	0.00	0.00	0.00	0.00	0.00	0.00	0.00	0.00	0.00	0.00	
Liquidated damages and similar claims	0.00	0.00	0.00	0.00	0.00	0.00	0.00	0.00	0.00	0.00	0.00	0.00	0.00	0.00	0.00	0.00	0.00	0.00	0.00	0.00	0.00	0.00	0.00	0.00	0.00	0.00	0.00	
Less: Adjustments (e.g. cancelled/staled checks)	0.00	0.00	0.00	0.00	0.00	0.00	0.00	0.00	0.00	0.00	0.00	0.00	0.00	0.00	0.00	0.00	0.00	0.00	0.00	0.00	0.00	0.00	0.00	0.00	0.00	0.00	0.00	
TOTAL NON-CASH DISBURSEMENTS	945,657.54	504,990.17	0.00	0.00	1,450,647.71	0.00	84,203.99	0.00	59,573.49	143,777.48	0.00	11,672.89	0.00	0.00	11,672.89	155,450.37	1,606,098.06	0.00	0.00	0.00	0.00	945,657.54	600,867.05	0.00	59,573.49	1,606,098.06		
GRAND TOTAL	14,099,734.09	17,825,191.64	0.00	0.00	31,924,925.73	39,534.88	4,333,052.22	0.00	1,065,158.51	5,437,745.61	0.00	841,748.48	0.00	0.00	841,748.48	6,279,494.09	38,204,419.82	0.00	0.00	0.00	0.00	14,139,268.97	22,999,992.34	0.00	1,065,158.51	38,204,419.82		

Summary

Particulars	Previous Report	This Month	As at Date
(1)	(2)	(3)	(4)
Disbursement Authorities Received	0.00	0.00	0.00
A	176,841,000.00	35,272,000.00	212,113,000.00
A	0.00	0.00	0.00
Working Fund	0.00	0.00	0.00
A	5,915,530.90	1,606,098.06	7,521,628.96
C	0.00	0.00	0.00
AA	0.00	0.00	0.00
Notice of Transfer of Allocations (NTA) Issued	0.00	0.00	0.00
Disbursement Authorities Available	182,780,530.90	36,878,098.06	219,658,628.96
C	0.00	0.00	0.00
Used NCA	27,632.14	230.11	27,862.25
Disbursements	181,402,348.91	30,204,419.82	211,606,768.73
Other Non-Cash Disbursements	0.00	0.00	0.00
Disbursements effected through outright deductions from claims	0.00	0.00	0.00
Overpayment of expenses (e.g. personnel benefits)	0.00	0.00	0.00
Restitution for loss of government property	0.00	0.00	0.00
Liquidated damages and similar claims	0.00	0.00	0.00
Less: Adjustments (e.g. cancelled/staled checks)	0.00	0.00	0.00
Disbursement Authorities as at date	1,326,551.85	(1,326,551.85)	0.00
Disbursements Program	252,553,000.00	36,231,000.00	288,784,000.00
**Actual Disbursements	181,402,348.91	30,204,419.82	211,606,768.73
Under spending	71,150,653.09	(1,973,419.82)	69,177,233.27

*: The use of NTA is discouraged
 **: Amounts should tally with the grand total disbursement (column 27).

Certified Correct:


 MARCELITA T. MADRAZO

BOOKKEEPER

Date:

Recommending Approval:


 HONESTO C. TABUZO JR.

CHIEF ACCOUNTANT

Date:

Approved:


 KENETH T. COSTALES

EXECUTIVE DIRECTOR III

Date:

MONTHLY REPORT OF DISBURSEMENTS
For the month of May 2021

Department of Agriculture (DA)
 Department/Entity: Philippine Fiber Industry Development Authority
 Reporting Unit: < not applicable >
 Organization Code (UACS): 05 012 0000000
 Fund Cluster: 01 Regular Agency Fund

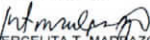
Particulars	Current Year Budget					Prior Year's Budget											SUB-TOTAL	Trust Liabilities				Grand Total				Remarks		
	PS	MOOE	FinEx	CO	TOTAL	Prior Year's Accounts Payable				Current Year's Accounts Payable					TOTAL	PS		MOOE	CO	TOTAL	PS	MOOE	FinEx	CO	TOTAL			
						PS	MOOE	FinEx	CO	Sub-Total	PS	MOOE	FinEx	CO													Sub-Total	
1	2	3	4	5	6=(2+3+4+5)	7	8	9	10	11=(7+8+9+10)	12	13	14	15	16=(12+13+14+15)	17=(11+16)	18=(6+17)	19	20	21	22=(19+20+21)	23	24	25	26	27=(23+24+25+26)	28	
SH DISBURSEMENTS	24,273,171.49	14,542,670.24	7,800.00	0.00	38,823,641.73	8,214,264.08	408,202.01	0.00	4,659,017.07	13,281,483.16	0.00	651,783.15	0.00	0.00	651,783.15	13,933,266.31	52,756,908.04	0.00	0.00	0.00	0.00	32,487,435.57	15,602,655.40	7,800.00	4,659,017.07	52,756,908.04		
Office of Cash Allocation (NCA)	24,273,171.49	14,542,670.24	7,800.00	0.00	38,823,641.73	8,214,264.08	408,202.01	0.00	4,659,017.07	13,281,483.16	0.00	651,783.15	0.00	0.00	651,783.15	13,933,266.31	52,756,908.04	0.00	0.00	0.00	0.00	32,487,435.57	15,602,655.40	7,800.00	4,659,017.07	52,756,908.04		
MDS Checks Issued	153,777.47	0.00	0.00	0.00	153,777.47	0.00	0.00	0.00	0.00	0.00	0.00	0.00	0.00	0.00	0.00	0.00	153,777.47	0.00	0.00	0.00	0.00	153,777.47	0.00	0.00	0.00	0.00		
Advice to Debit Account	24,119,394.02	14,542,670.24	7,800.00	0.00	38,669,864.26	8,214,264.08	408,202.01	0.00	4,659,017.07	13,281,483.16	0.00	651,783.15	0.00	0.00	651,783.15	13,933,266.31	52,603,130.57	0.00	0.00	0.00	0.00	32,333,658.10	15,602,655.40	7,800.00	4,659,017.07	52,603,130.57		
Office of Transfer Allocations (NTA)	0.00	0.00	0.00	0.00	0.00	0.00	0.00	0.00	0.00	0.00	0.00	0.00	0.00	0.00	0.00	0.00	0.00	0.00	0.00	0.00	0.00	0.00	0.00	0.00	0.00	0.00		
MDS Checks Issued	0.00	0.00	0.00	0.00	0.00	0.00	0.00	0.00	0.00	0.00	0.00	0.00	0.00	0.00	0.00	0.00	0.00	0.00	0.00	0.00	0.00	0.00	0.00	0.00	0.00	0.00	0.00	
Advice to Debit Account	0.00	0.00	0.00	0.00	0.00	0.00	0.00	0.00	0.00	0.00	0.00	0.00	0.00	0.00	0.00	0.00	0.00	0.00	0.00	0.00	0.00	0.00	0.00	0.00	0.00	0.00	0.00	
Working Fund for FAPs	0.00	0.00	0.00	0.00	0.00	0.00	0.00	0.00	0.00	0.00	0.00	0.00	0.00	0.00	0.00	0.00	0.00	0.00	0.00	0.00	0.00	0.00	0.00	0.00	0.00	0.00	0.00	
Cash Disbursement Ceiling (CDC)	0.00	0.00	0.00	0.00	0.00	0.00	0.00	0.00	0.00	0.00	0.00	0.00	0.00	0.00	0.00	0.00	0.00	0.00	0.00	0.00	0.00	0.00	0.00	0.00	0.00	0.00	0.00	
CASH DISBURSEMENTS	24,273,171.49	14,542,670.24	7,800.00	0.00	38,823,641.73	8,214,264.08	408,202.01	0.00	4,659,017.07	13,281,483.16	0.00	651,783.15	0.00	0.00	651,783.15	13,933,266.31	52,756,908.04	0.00	0.00	0.00	0.00	32,487,435.57	15,602,655.40	7,800.00	4,659,017.07	52,756,908.04		
Non-Cash Disbursements	852,221.65	298,643.67	0.00	0.00	1,150,865.32	0.00	0.00	0.00	0.00	0.00	0.00	0.00	0.00	0.00	0.00	0.00	1,150,865.32	0.00	0.00	0.00	0.00	852,221.65	298,643.67	0.00	0.00	1,150,865.32		
Remittance Advices Issued (TRA)	852,221.65	298,643.67	0.00	0.00	1,150,865.32	0.00	0.00	0.00	0.00	0.00	0.00	0.00	0.00	0.00	0.00	0.00	1,150,865.32	0.00	0.00	0.00	0.00	852,221.65	298,643.67	0.00	0.00	1,150,865.32		
Non-Cash Availment Authority (NCAA)	0.00	0.00	0.00	0.00	0.00	0.00	0.00	0.00	0.00	0.00	0.00	0.00	0.00	0.00	0.00	0.00	0.00	0.00	0.00	0.00	0.00	0.00	0.00	0.00	0.00	0.00	0.00	
Disbursements effected through outright adjustments from claims (please specify...)	0.00	0.00	0.00	0.00	0.00	0.00	0.00	0.00	0.00	0.00	0.00	0.00	0.00	0.00	0.00	0.00	0.00	0.00	0.00	0.00	0.00	0.00	0.00	0.00	0.00	0.00	0.00	
Overpayment of expenses (e.g. personnel benefits)	0.00	0.00	0.00	0.00	0.00	0.00	0.00	0.00	0.00	0.00	0.00	0.00	0.00	0.00	0.00	0.00	0.00	0.00	0.00	0.00	0.00	0.00	0.00	0.00	0.00	0.00	0.00	
Restitution for loss of government property	0.00	0.00	0.00	0.00	0.00	0.00	0.00	0.00	0.00	0.00	0.00	0.00	0.00	0.00	0.00	0.00	0.00	0.00	0.00	0.00	0.00	0.00	0.00	0.00	0.00	0.00	0.00	
Liquidated damages and similar claims	0.00	0.00	0.00	0.00	0.00	0.00	0.00	0.00	0.00	0.00	0.00	0.00	0.00	0.00	0.00	0.00	0.00	0.00	0.00	0.00	0.00	0.00	0.00	0.00	0.00	0.00	0.00	
Others (e.g. TEF, BTr, Docs Stamp, etc.)	0.00	0.00	0.00	0.00	0.00	0.00	0.00	0.00	0.00	0.00	0.00	0.00	0.00	0.00	0.00	0.00	0.00	0.00	0.00	0.00	0.00	0.00	0.00	0.00	0.00	0.00	0.00	
Adjustments (e.g. cancelled/voided checks)	0.00	0.00	0.00	0.00	0.00	0.00	0.00	0.00	0.00	0.00	0.00	0.00	0.00	0.00	0.00	0.00	0.00	0.00	0.00	0.00	0.00	0.00	0.00	0.00	0.00	0.00	0.00	
NON-CASH DISBURSEMENTS	852,221.65	298,643.67	0.00	0.00	1,150,865.32	0.00	0.00	0.00	0.00	0.00	0.00	0.00	0.00	0.00	0.00	0.00	1,150,865.32	0.00	0.00	0.00	0.00	852,221.65	298,643.67	0.00	0.00	1,150,865.32		
GRAND TOTAL	25,125,393.14	14,841,313.91	7,800.00	0.00	39,974,507.05	8,214,264.08	408,202.01	0.00	4,659,017.07	13,281,483.16	0.00	651,783.15	0.00	0.00	651,783.15	13,933,266.31	53,907,773.36	0.00	0.00	0.00	0.00	33,339,657.22	15,901,299.07	7,800.00	4,659,017.07	53,907,773.36		

Summary

Particulars	Previous Report	This Month	As at Date
(1)	(2)	(3)	(4)
Disbursement Authorities Received	0.00	0.00	0.00
A	123,445,000.00	53,396,000.00	176,841,000.00
A	0.00	0.00	0.00
Working Fund	0.00	0.00	0.00
A	4,764,865.58	1,150,865.32	5,915,730.90
C	0.00	0.00	0.00
NA	0.00	0.00	0.00
Office of Transfer of Allocations (NTA) Issued	0.00	0.00	0.00
Disbursement Authorities Available	128,209,865.58	54,546,865.32	182,756,730.90
Issued NCA	27,632.14	0.00	27,632.14
Disbursements	177,494,573.55	53,507,773.36	181,002,346.91
Other Non-Cash Disbursements	0.00	0.00	0.00
Disbursements effected through outright deductions from claims	0.00	0.00	0.00
Overpayment of expenses (e.g. personnel benefits)	0.00	0.00	0.00
Restitution for loss of government property	0.00	0.00	0.00
Liquidated damages and similar claims	0.00	0.00	0.00
Others (e.g. TEF, BTr, Docs Stamp, etc.)	0.00	0.00	0.00
Adjustments (e.g. cancelled/voided checks)	0.00	0.00	0.00
Balance of Disbursement Authorities as at date	687,459.89	639,091.96	1,326,551.85
Disbursements Program	198,486,000.00	54,065,000.00	252,551,000.00
*Actual Disbursements	127,494,573.55	53,507,773.36	181,002,346.91
Under spending	70,993,426.45	157,226.64	71,150,653.09

* The use of NTA is discouraged
 ** Amounts should tally with the grand total disbursement (column 27).


Certified Correct:


 MERCELITA T. MADRAZO

BOOKKEEPER

Date: 2021-06-15 20:17:49

Recommending Approval:


 RONESTO C. TABUZO JR.

CHIEF ACCOUNTANT

Date: 2021-06-15 20:20:14

Approved:


 KENNEDY A. COSTALES

EXECUTIVE DIRECTOR III

Date: 2021-06-15 20:23:52

MONTHLY REPORT OF DISBURSEMENTS
For the month of April 2021

Department of Agriculture (DA)
Philippine Fiber Industry Development Authority
< not applicable >
05 012 0000000
01 Regular Agency Fund

Particulars	Current Year Budget					Prior Year's Budget										Trust Liabilities					Grand Total					Remarks			
	PS	MOOE	FinEx	CO	TOTAL	Prior Year's Accounts Payable					Current Year's Accounts Payable					SUB-TOTAL	PS	MOOE	CO	TOTAL	PS	MOOE	FinEx	CO	TOTAL				
						PS	MOOE	FinEx	CO	Sub-Total	PS	MOOE	FinEx	CO	Sub-Total												TOTAL	17=(11+16)	18=(6+17)
	1	2	3	4	5	6=(2+3+4+5)	7	8	9	10	11=(7+8+9+10)	12	13	14	15	16=(12+13+14+15)	17=(11+16)	18=(6+17)	19	20	21	22=(19+20+21)	23	24	25		26	27=(23+24+25+26)	28
DISBURSEMENTS	15,888,554.06	27,090,622.99	7,200.00	0.00	42,986,377.05	0.00	300,000.00	0.00	0.00	300,000.00	0.00	597,163.06	0.00	0.00	597,163.06	897,163.06	43,883,540.11	0.00	0.00	0.00	0.00	15,888,554.06	27,987,786.05	7,200.00	0.00	43,883,540.11			
Notice of Cash Allocation (NCA)	15,888,554.06	27,090,622.99	7,200.00	0.00	42,986,377.05	0.00	300,000.00	0.00	0.00	300,000.00	0.00	597,163.06	0.00	0.00	597,163.06	897,163.06	43,883,540.11	0.00	0.00	0.00	0.00	15,888,554.06	27,987,786.05	7,200.00	0.00	43,883,540.11			
WDS Checks Issued	2,170,855.86	0.00	0.00	0.00	2,170,855.86	0.00	0.00	0.00	0.00	0.00	0.00	0.00	0.00	0.00	0.00	0.00	2,170,855.86	0.00	0.00	0.00	0.00	2,170,855.86	0.00	0.00	0.00	2,170,855.86			
Advice to Debit Account	13,717,698.20	27,090,622.99	7,200.00	0.00	40,815,521.19	0.00	300,000.00	0.00	0.00	300,000.00	0.00	597,163.06	0.00	0.00	597,163.06	897,163.06	41,712,684.25	0.00	0.00	0.00	0.00	13,717,698.20	27,987,786.05	7,200.00	0.00	41,712,684.25			
Notice of Transfer Allocations (NTA)	0.00	0.00	0.00	0.00	0.00	0.00	0.00	0.00	0.00	0.00	0.00	0.00	0.00	0.00	0.00	0.00	0.00	0.00	0.00	0.00	0.00	0.00	0.00	0.00	0.00	0.00	0.00		
WDS Checks Issued	0.00	0.00	0.00	0.00	0.00	0.00	0.00	0.00	0.00	0.00	0.00	0.00	0.00	0.00	0.00	0.00	0.00	0.00	0.00	0.00	0.00	0.00	0.00	0.00	0.00	0.00	0.00	0.00	
Advice to Debit Account	0.00	0.00	0.00	0.00	0.00	0.00	0.00	0.00	0.00	0.00	0.00	0.00	0.00	0.00	0.00	0.00	0.00	0.00	0.00	0.00	0.00	0.00	0.00	0.00	0.00	0.00	0.00	0.00	
Working Fund for FAPs	0.00	0.00	0.00	0.00	0.00	0.00	0.00	0.00	0.00	0.00	0.00	0.00	0.00	0.00	0.00	0.00	0.00	0.00	0.00	0.00	0.00	0.00	0.00	0.00	0.00	0.00	0.00	0.00	
Disbursement Ceiling (CDC)	0.00	0.00	0.00	0.00	0.00	0.00	0.00	0.00	0.00	0.00	0.00	0.00	0.00	0.00	0.00	0.00	0.00	0.00	0.00	0.00	0.00	0.00	0.00	0.00	0.00	0.00	0.00	0.00	
AL CASH DISBURSEMENTS	15,888,554.06	27,090,622.99	7,200.00	0.00	42,986,377.05	0.00	300,000.00	0.00	0.00	300,000.00	0.00	597,163.06	0.00	0.00	597,163.06	897,163.06	43,883,540.11	0.00	0.00	0.00	0.00	15,888,554.06	27,987,786.05	7,200.00	0.00	43,883,540.11			
i-CASH DISBURSEMENTS	857,282.21	199,193.32	0.00	0.00	1,056,475.53	0.00	0.00	0.00	0.00	0.00	0.00	1,056,475.53	0.00	0.00	1,056,475.53	0.00	1,056,475.53	0.00	0.00	0.00	0.00	857,282.21	199,193.32	0.00	0.00	1,056,475.53			
x Remittance Advices Issued (TRA)	857,282.21	199,193.32	0.00	0.00	1,056,475.53	0.00	0.00	0.00	0.00	0.00	0.00	1,056,475.53	0.00	0.00	1,056,475.53	0.00	1,056,475.53	0.00	0.00	0.00	0.00	857,282.21	199,193.32	0.00	0.00	1,056,475.53			
n-Cash Availment Authority (NCAA)	0.00	0.00	0.00	0.00	0.00	0.00	0.00	0.00	0.00	0.00	0.00	0.00	0.00	0.00	0.00	0.00	0.00	0.00	0.00	0.00	0.00	0.00	0.00	0.00	0.00	0.00	0.00	0.00	
Disbursements effected through outright deductions from claims (please specify...)	0.00	0.00	0.00	0.00	0.00	0.00	0.00	0.00	0.00	0.00	0.00	0.00	0.00	0.00	0.00	0.00	0.00	0.00	0.00	0.00	0.00	0.00	0.00	0.00	0.00	0.00	0.00	0.00	
Overpayment of expenses (e.g. personnel benefits)	0.00	0.00	0.00	0.00	0.00	0.00	0.00	0.00	0.00	0.00	0.00	0.00	0.00	0.00	0.00	0.00	0.00	0.00	0.00	0.00	0.00	0.00	0.00	0.00	0.00	0.00	0.00	0.00	
Restitution for loss of government property	0.00	0.00	0.00	0.00	0.00	0.00	0.00	0.00	0.00	0.00	0.00	0.00	0.00	0.00	0.00	0.00	0.00	0.00	0.00	0.00	0.00	0.00	0.00	0.00	0.00	0.00	0.00	0.00	
Liquidated damages and similar claims	0.00	0.00	0.00	0.00	0.00	0.00	0.00	0.00	0.00	0.00	0.00	0.00	0.00	0.00	0.00	0.00	0.00	0.00	0.00	0.00	0.00	0.00	0.00	0.00	0.00	0.00	0.00	0.00	
Others (e.g. TEF, BTr, Docs Stamp, etc.)	0.00	0.00	0.00	0.00	0.00	0.00	0.00	0.00	0.00	0.00	0.00	0.00	0.00	0.00	0.00	0.00	0.00	0.00	0.00	0.00	0.00	0.00	0.00	0.00	0.00	0.00	0.00	0.00	
Less: Adjustments (e.g. cancelled/staled checks)	0.00	0.00	0.00	0.00	0.00	0.00	0.00	0.00	0.00	0.00	0.00	0.00	0.00	0.00	0.00	0.00	0.00	0.00	0.00	0.00	0.00	0.00	0.00	0.00	0.00	0.00	0.00	0.00	
Net of Disbursement Authorities as at date	0.00	0.00	0.00	0.00	0.00	0.00	0.00	0.00	0.00	0.00	0.00	0.00	0.00	0.00	0.00	0.00	0.00	0.00	0.00	0.00	0.00	0.00	0.00	0.00	0.00	0.00	0.00	0.00	
AL NON-CASH DISBURSEMENTS	857,282.21	199,193.32	0.00	0.00	1,056,475.53	0.00	0.00	0.00	0.00	0.00	0.00	1,056,475.53	0.00	0.00	1,056,475.53	0.00	1,056,475.53	0.00	0.00	0.00	0.00	857,282.21	199,193.32	0.00	0.00	1,056,475.53			
ND TOTAL	16,745,836.27	27,289,816.31	7,200.00	0.00	44,042,852.58	0.00	300,000.00	0.00	0.00	300,000.00	0.00	597,163.06	0.00	0.00	597,163.06	897,163.06	44,940,015.64	0.00	0.00	0.00	0.00	16,745,836.27	28,186,979.37	7,200.00	0.00	44,940,015.64			

SUMMARY

Particulars	Previous Report	This Month	As at Date
(1)	(2)	(3)	(4)
Disbursement Authorities Received	0.00	0.00	0.00
Actual Disbursements	78,874,000.00	44,571,000.00	123,445,000.00
Working Fund	0.00	0.00	0.00
Notice of Transfer of Allocations (NTA)* Issued	3,708,190.05	1,056,475.53	4,764,665.58
Disbursement Authorities Available	0.00	0.00	0.00
Net NCA	27,632.14	0.00	27,632.14
Disbursements	82,554,557.91	44,940,015.64	127,494,573.55
Other Non-Cash Disbursements	0.00	0.00	0.00
Disbursements effected through outright deductions from claims	0.00	0.00	0.00
Overpayment of expenses (e.g. personnel benefits)	0.00	0.00	0.00
Restitution for loss of government property	0.00	0.00	0.00
Liquidated damages and similar claims	0.00	0.00	0.00
Others (e.g. TEF, BTr, Docs Stamp, etc.)	0.00	0.00	0.00
Less: Adjustments (e.g. cancelled/staled checks)	0.00	0.00	0.00
Net of Disbursement Authorities as at date	0.00	907,458.09	907,458.09
Disbursements Program	116,381,000.00	80,107,000.00	196,488,000.00
*Actual Disbursements	82,554,557.91	44,940,015.64	127,494,573.55
Under spending	35,826,442.09	35,166,984.36	70,993,426.45

* The use of NTA is discouraged
** Amounts should tally with the grand total disbursement (column 27).

Certified Correct:

MARCELITA T. MADRAZO
BOOKKEEPER
Date: 2021-06-15 20:11:18

Recommending Approval:

JAMES O. C. TABUZO JR.
CHIEF ACCOUNTANT
Date: 2021-06-15 20:12:55

Approved:

RENED T. COSTALES
EXECUTIVE DIRECTOR III
Date: 2021-06-15 20:15:25

MONTHLY REPORT OF DISBURSEMENTS
For the month of March 2021

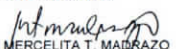
Department: Department of Agriculture (DA)
 Agency/Entity: Philippine Fiber Industry Development Authority
 Reporting Unit: < not applicable >
 Organization Code (UACS): 05 012 0000000
 Agency Cluster: 01 Regular Agency Fund

Particulars	Current Year Budget					Prior Year's Budget											Trust Liabilities					Grand Total					Remarks		
	PS	MOOE	FinEx	CO	TOTAL	Prior Year's Accounts Payable					Current Year's Accounts Payable					SUB-TOTAL	PS	MOOE	CO	TOTAL	PS	MOOE	FinEx	CO	TOTAL				
						PS	MOOE	FinEx	CO	Sub-Total	PS	MOOE	FinEx	CO	Sub-Total											TOTAL			
1	2	3	4	5	6=(2+3+4+5)	7	8	9	10	11=(7+8+9+10)	12	13	14	15	16=(12+13+14+15)	17=(11+16)	18=(6+17)	19	20	21	22=(19+20+21)	23	24	25	26	27=(23+24+25+26)	28		
DISBURSEMENTS	13,083,939.32	15,324,016.00	0.00	0.00	28,407,955.32	0.00	1,096,894.40	0.00	155,654.18	1,254,548.58	22,500.00	353,020.88	0.00	0.00	375,520.88	1,630,069.46	30,038,024.78	0.00	0.00	0.00	0.00	13,106,439.32	16,775,931.28	0.00	155,654.18	30,038,024.78			
Office of Cash Allocation (NCA)	13,083,939.32	15,324,016.00	0.00	0.00	28,407,955.32	0.00	1,096,894.40	0.00	155,654.18	1,254,548.58	22,500.00	353,020.88	0.00	0.00	375,520.88	1,630,069.46	30,038,024.78	0.00	0.00	0.00	0.00	13,106,439.32	16,775,931.28	0.00	155,654.18	30,038,024.78			
ADVS Checks Issued	1,201,935.74	13,300.56	0.00	0.00	1,215,236.30	0.00	0.00	0.00	0.00	0.00	0.00	0.00	0.00	0.00	0.00	1,215,236.30	0.00	0.00	0.00	0.00	0.00	1,201,935.74	13,300.56	0.00	0.00	1,215,236.30			
Advice to Debit Account	11,862,003.58	15,310,715.44	0.00	0.00	27,172,719.02	0.00	1,096,894.40	0.00	155,654.18	1,254,548.58	22,500.00	353,020.88	0.00	0.00	375,520.88	1,630,069.46	28,822,788.48	0.00	0.00	0.00	0.00	11,904,503.58	16,762,630.72	0.00	155,654.18	28,822,788.48			
Office of Transfer Allocations (NTA)	0.00	0.00	0.00	0.00	0.00	0.00	0.00	0.00	0.00	0.00	0.00	0.00	0.00	0.00	0.00	0.00	0.00	0.00	0.00	0.00	0.00	0.00	0.00	0.00	0.00	0.00	0.00		
ADVS Checks Issued	0.00	0.00	0.00	0.00	0.00	0.00	0.00	0.00	0.00	0.00	0.00	0.00	0.00	0.00	0.00	0.00	0.00	0.00	0.00	0.00	0.00	0.00	0.00	0.00	0.00	0.00	0.00	0.00	
Advice to Debit Account	0.00	0.00	0.00	0.00	0.00	0.00	0.00	0.00	0.00	0.00	0.00	0.00	0.00	0.00	0.00	0.00	0.00	0.00	0.00	0.00	0.00	0.00	0.00	0.00	0.00	0.00	0.00	0.00	
Working Fund for FAPs	0.00	0.00	0.00	0.00	0.00	0.00	0.00	0.00	0.00	0.00	0.00	0.00	0.00	0.00	0.00	0.00	0.00	0.00	0.00	0.00	0.00	0.00	0.00	0.00	0.00	0.00	0.00	0.00	
Disbursement Ceiling (CDC)	0.00	0.00	0.00	0.00	0.00	0.00	0.00	0.00	0.00	0.00	0.00	0.00	0.00	0.00	0.00	0.00	0.00	0.00	0.00	0.00	0.00	0.00	0.00	0.00	0.00	0.00	0.00	0.00	
CASH DISBURSEMENTS	13,083,939.32	15,324,016.00	0.00	0.00	28,407,955.32	0.00	1,096,894.40	0.00	155,654.18	1,254,548.58	22,500.00	353,020.88	0.00	0.00	375,520.88	1,630,069.46	30,038,024.78	0.00	0.00	0.00	0.00	13,106,439.32	16,775,931.28	0.00	155,654.18	30,038,024.78			
NON-CASH DISBURSEMENTS	871,759.07	196,768.67	0.00	0.00	1,068,527.74	0.00	21,515.31	0.00	0.00	21,515.31	0.00	7,940.89	0.00	0.00	7,940.89	29,456.20	1,097,983.94	0.00	0.00	0.00	0.00	871,759.07	226,224.87	0.00	0.00	1,097,983.94			
Remittance Advices Issued (TRA)	871,759.07	196,768.67	0.00	0.00	1,068,527.74	0.00	21,515.31	0.00	0.00	21,515.31	0.00	7,940.89	0.00	0.00	7,940.89	29,456.20	1,097,983.94	0.00	0.00	0.00	0.00	871,759.07	226,224.87	0.00	0.00	1,097,983.94			
Cash Availment Authority (NCAA)	0.00	0.00	0.00	0.00	0.00	0.00	0.00	0.00	0.00	0.00	0.00	0.00	0.00	0.00	0.00	0.00	0.00	0.00	0.00	0.00	0.00	0.00	0.00	0.00	0.00	0.00	0.00		
Disbursements effected through outright deductions from claims (please specify...)	0.00	0.00	0.00	0.00	0.00	0.00	0.00	0.00	0.00	0.00	0.00	0.00	0.00	0.00	0.00	0.00	0.00	0.00	0.00	0.00	0.00	0.00	0.00	0.00	0.00	0.00	0.00	0.00	
Overpayment of expenses (e.g. personnel fees)	0.00	0.00	0.00	0.00	0.00	0.00	0.00	0.00	0.00	0.00	0.00	0.00	0.00	0.00	0.00	0.00	0.00	0.00	0.00	0.00	0.00	0.00	0.00	0.00	0.00	0.00	0.00	0.00	
Restitution for loss of government property	0.00	0.00	0.00	0.00	0.00	0.00	0.00	0.00	0.00	0.00	0.00	0.00	0.00	0.00	0.00	0.00	0.00	0.00	0.00	0.00	0.00	0.00	0.00	0.00	0.00	0.00	0.00	0.00	
Liquidated damages and similar claims	0.00	0.00	0.00	0.00	0.00	0.00	0.00	0.00	0.00	0.00	0.00	0.00	0.00	0.00	0.00	0.00	0.00	0.00	0.00	0.00	0.00	0.00	0.00	0.00	0.00	0.00	0.00	0.00	
Others (e.g. TEF, BTr, Docs Stamp, etc.)	0.00	0.00	0.00	0.00	0.00	0.00	0.00	0.00	0.00	0.00	0.00	0.00	0.00	0.00	0.00	0.00	0.00	0.00	0.00	0.00	0.00	0.00	0.00	0.00	0.00	0.00	0.00	0.00	
NON-CASH DISBURSEMENTS	871,759.07	196,768.67	0.00	0.00	1,068,527.74	0.00	21,515.31	0.00	0.00	21,515.31	0.00	7,940.89	0.00	0.00	7,940.89	29,456.20	1,097,983.94	0.00	0.00	0.00	0.00	871,759.07	226,224.87	0.00	0.00	1,097,983.94			
GRAND TOTAL	13,955,698.39	15,520,784.67	0.00	0.00	29,476,483.06	0.00	1,118,409.71	0.00	155,654.18	1,276,063.89	22,500.00	360,961.77	0.00	0.00	383,461.77	1,659,525.66	31,136,008.72	0.00	0.00	0.00	0.00	13,978,198.39	17,002,156.15	0.00	155,654.18	31,136,008.72			

AMARY


Particulars (1)	Previous Report (2)	This Month (3)	As at Date (4)
Disbursement Authorities Received	0.00	0.00	0.00
Disbursements	52,585,000.00	26,289,000.00	78,874,000.00
Working Fund	0.00	0.00	0.00
Notice of Transfer of Allocations (NTA)* Issued	2,610,206.11	1,097,983.94	3,708,190.05
Disbursement Authorities Available	0.00	0.00	0.00
Used NCA	0.00	27,632.14	27,632.14
Disbursements	51,418,549.19	31,136,008.72	82,554,557.91
Other Non-Cash Disbursements	0.00	0.00	0.00
Disbursements effected through outright deductions from claims	0.00	0.00	0.00
Overpayment of expenses (e.g. personnel benefits)	0.00	0.00	0.00
Restitution for loss of government property	0.00	0.00	0.00
Liquidated damages and similar claims	0.00	0.00	0.00
Others (e.g. TEF, BTr, Docs Stamp, etc.)	0.00	0.00	0.00
Less: Adjustments (e.g. cancelled/staled checks)	0.00	0.00	0.00
Use of Disbursement Authorities as at date	3,778,656.92	(3,778,656.92)	0.00
Disbursements Program	61,298,000.00	57,083,000.00	118,381,000.00
*Actual Disbursements	51,418,549.19	31,136,008.72	82,554,557.91
Under spending	9,879,450.81	25,948,991.28	35,828,442.09

* The use of NTA is discouraged
 ** Amounts should tally with the grand total disbursement (column 27).

Certified Correct:

 MERCELITA T. MALVARAZO
 BOOKKEEPER
 Date: 2021-04-27 11:15:59

Recommending Approval:

 HONESTO C. TABUZO JR.
 CHIEF ACCOUNTANT
 Date: 2021-04-27 11:18:30

Approved By:

 KENNEDY T. COSTALES
 EXECUTIVE DIRECTOR III
 Date: 2021-04-27 11:20:46

MONTHLY REPORT OF DISBURSEMENTS
For the month of February 2021

Department: Department of Agriculture (DA)
Agency/Entity: Philippine Fiber Industry Development Authority
Operating Unit: < not applicable >
Organization Code (UACS): 05 012 0000000
Fund Cluster: 01 Regular Agency Fund

Particulars	Current Year Budget					Prior Year's Budget										SUB-TOTAL	Trust Liabilities					Grand Total					Remarks
	PS	MOOE	FinEx	CO	TOTAL	Prior Year's Accounts Payable					Current Year's Accounts Payable						TOTAL	PS	MOOE	CO	TOTAL	PS	MOOE	FinEx	CO	TOTAL	
						PS	MOOE	FinEx	CO	Sub-Total	PS	MOOE	FinEx	CO	Sub-Total												
1	2	3	4	5	6=(2+3+4+5)	7	8	9	10	11=(7+8+9+10)	12	13	14	15	16=(12+13+14+15)	17=(11+16)	18=(6+17)	19	20	21	22=(19+20+21)	23	24	25	26	27=(23+24+25+26)	28
3H DISBURSEMENTS	12,955,831.13	8,608,803.38	0.00	0.00	21,564,634.51	1,500.00	393,200.62	870,714.28	0.00	1,265,414.90	0.00	171,080.81	0.00	0.00	171,080.81	1,436,495.71	23,001,130.22	0.00	0.00	0.00	0.00	12,957,331.13	9,173,084.81	870,714.28	0.00	23,001,130.22	
Notice of Cash Allocation (NCA)	12,955,831.13	8,608,803.38	0.00	0.00	21,564,634.51	1,500.00	393,200.62	870,714.28	0.00	1,265,414.90	0.00	171,080.81	0.00	0.00	171,080.81	1,436,495.71	23,001,130.22	0.00	0.00	0.00	0.00	12,957,331.13	9,173,084.81	870,714.28	0.00	23,001,130.22	
MDS Checks Issued	1,230,170.44	6,921.62	0.00	0.00	1,237,092.06	0.00	0.00	0.00	0.00	0.00	0.00	0.00	0.00	0.00	0.00	0.00	1,237,092.06	0.00	0.00	0.00	0.00	1,230,170.44	6,921.62	0.00	0.00	1,237,092.06	
Advice to Debit Account	11,725,660.69	8,601,881.76	0.00	0.00	20,327,542.45	1,500.00	393,200.62	870,714.28	0.00	1,265,414.90	0.00	171,080.81	0.00	0.00	171,080.81	1,436,495.71	21,764,038.18	0.00	0.00	0.00	0.00	11,727,160.69	9,166,163.19	870,714.28	0.00	21,764,038.18	
Notice of Transfer Allocations (NTA)	0.00	0.00	0.00	0.00	0.00	0.00	0.00	0.00	0.00	0.00	0.00	0.00	0.00	0.00	0.00	0.00	0.00	0.00	0.00	0.00	0.00	0.00	0.00	0.00	0.00	0.00	0.00
MDS Checks Issued	0.00	0.00	0.00	0.00	0.00	0.00	0.00	0.00	0.00	0.00	0.00	0.00	0.00	0.00	0.00	0.00	0.00	0.00	0.00	0.00	0.00	0.00	0.00	0.00	0.00	0.00	0.00
Advice to Debit Account	0.00	0.00	0.00	0.00	0.00	0.00	0.00	0.00	0.00	0.00	0.00	0.00	0.00	0.00	0.00	0.00	0.00	0.00	0.00	0.00	0.00	0.00	0.00	0.00	0.00	0.00	0.00
Working Fund for FAPs	0.00	0.00	0.00	0.00	0.00	0.00	0.00	0.00	0.00	0.00	0.00	0.00	0.00	0.00	0.00	0.00	0.00	0.00	0.00	0.00	0.00	0.00	0.00	0.00	0.00	0.00	0.00
Cash Disbursement Ceiling (CDC)	0.00	0.00	0.00	0.00	0.00	0.00	0.00	0.00	0.00	0.00	0.00	0.00	0.00	0.00	0.00	0.00	0.00	0.00	0.00	0.00	0.00	0.00	0.00	0.00	0.00	0.00	0.00
NTA	12,955,831.13	8,608,803.38	0.00	0.00	21,564,634.51	1,500.00	393,200.62	870,714.28	0.00	1,265,414.90	0.00	171,080.81	0.00	0.00	171,080.81	1,436,495.71	23,001,130.22	0.00	0.00	0.00	0.00	12,957,331.13	9,173,084.81	870,714.28	0.00	23,001,130.22	
ALL CASH DISBURSEMENTS	12,955,831.13	8,608,803.38	0.00	0.00	21,564,634.51	1,500.00	393,200.62	870,714.28	0.00	1,265,414.90	0.00	171,080.81	0.00	0.00	171,080.81	1,436,495.71	23,001,130.22	0.00	0.00	0.00	0.00	12,957,331.13	9,173,084.81	870,714.28	0.00	23,001,130.22	
NON-CASH DISBURSEMENTS	837,112.06	23,620.75	0.00	0.00	860,732.81	0.00	35,983.16	0.00	59,169.65	95,152.81	0.00	0.00	0.00	0.00	95,152.81	95,885.62	0.00	0.00	0.00	0.00	837,112.06	59,803.91	0.00	59,169.65	955,885.62		
Remittance Advices Issued (TRA)	837,112.06	23,620.75	0.00	0.00	860,732.81	0.00	35,983.16	0.00	59,169.65	95,152.81	0.00	0.00	0.00	0.00	95,152.81	95,885.62	0.00	0.00	0.00	0.00	837,112.06	59,803.91	0.00	59,169.65	955,885.62		
Non-Cash Availment Authority (NCAA)	0.00	0.00	0.00	0.00	0.00	0.00	0.00	0.00	0.00	0.00	0.00	0.00	0.00	0.00	0.00	0.00	0.00	0.00	0.00	0.00	0.00	0.00	0.00	0.00	0.00	0.00	
Disbursements effected through outright deductions from claims (please specify...)	0.00	0.00	0.00	0.00	0.00	0.00	0.00	0.00	0.00	0.00	0.00	0.00	0.00	0.00	0.00	0.00	0.00	0.00	0.00	0.00	0.00	0.00	0.00	0.00	0.00	0.00	
Overpayment of expenses (e.g. personnel file)	0.00	0.00	0.00	0.00	0.00	0.00	0.00	0.00	0.00	0.00	0.00	0.00	0.00	0.00	0.00	0.00	0.00	0.00	0.00	0.00	0.00	0.00	0.00	0.00	0.00	0.00	
Restitution for loss of government property	0.00	0.00	0.00	0.00	0.00	0.00	0.00	0.00	0.00	0.00	0.00	0.00	0.00	0.00	0.00	0.00	0.00	0.00	0.00	0.00	0.00	0.00	0.00	0.00	0.00	0.00	
Unliquidated damages and similar claims	0.00	0.00	0.00	0.00	0.00	0.00	0.00	0.00	0.00	0.00	0.00	0.00	0.00	0.00	0.00	0.00	0.00	0.00	0.00	0.00	0.00	0.00	0.00	0.00	0.00	0.00	
Documentary Stamp Tax	0.00	0.00	0.00	0.00	0.00	0.00	0.00	0.00	0.00	0.00	0.00	0.00	0.00	0.00	0.00	0.00	0.00	0.00	0.00	0.00	0.00	0.00	0.00	0.00	0.00	0.00	
ALL NON-CASH DISBURSEMENTS	837,112.06	23,620.75	0.00	0.00	860,732.81	0.00	35,983.16	0.00	59,169.65	95,152.81	0.00	0.00	0.00	0.00	95,152.81	95,885.62	0.00	0.00	0.00	0.00	837,112.06	59,803.91	0.00	59,169.65	955,885.62		
GRAND TOTAL	13,792,943.19	8,632,424.13	0.00	0.00	22,425,367.32	1,500.00	429,183.78	870,714.28	59,169.65	1,360,567.71	0.00	171,080.81	0.00	0.00	171,080.81	1,531,848.52	23,957,015.84	0.00	0.00	0.00	0.00	13,794,443.19	9,232,688.72	870,714.28	59,169.65	23,957,015.84	

Particulars	Previous Report (2)	This Month (3)	As at Date (4)
Disbursement Authorities Received	0.00	0.00	0.00
Disbursement Authorities Available	26,297,000.00	26,288,000.00	52,585,000.00
Disbursement Authorities Available	0.00	0.00	0.00
Disbursement Authorities Available	0.00	0.00	0.00
Disbursement Authorities Available	1,654,320.49	955,885.62	2,610,206.11
Disbursement Authorities Available	0.00	0.00	0.00
Disbursement Authorities Available	0.00	0.00	0.00
Disbursement Authorities Available	27,951,320.49	27,243,885.62	55,195,206.11
Disbursement Authorities Available	0.00	0.00	0.00
Disbursement Authorities Available	489,787.14	3,286,869.78	3,776,656.92
Disbursement Authorities Available	28,287,000.00	33,011,000.00	61,298,000.00
Disbursement Authorities Available	27,461,533.35	23,957,015.84	51,418,549.19
Disbursement Authorities Available	625,466.65	9,053,964.16	9,679,430.81

Certified Correct:

MARCELITA T. MADRAZO
BOOKKEEPER
Date: 2021-03-25 00:53:23

Recommending Approval:

HONESTO C. TABUZO JR.
ACCOUNTANT III
Date: 2021-03-25 01:08:31

Approved:

KENNEDY COSTALES
EXECUTIVE DIRECTOR III
Date: 2021-03-25 01:12:06

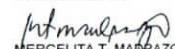
MONTHLY REPORT OF DISBURSEMENTS
For the month of January 2021


Department of Agriculture (DA)
 Department/Entity: Philippine Fiber Industry Development Authority
 Reporting Unit: < not applicable >
 Organization Code (UACS): 05 012 000000
 Fund Cluster: 01 Regular Agency Fund


Particulars	Current Year Budget					Prior Year's Budget										SUB-TOTAL	Trust Liabilities				Grand Total					Remarks			
	PS	MOOE	FinEx	CO	TOTAL	Prior Year's Accounts Payable					Current Year's Accounts Payable						PS	MOOE	CO	TOTAL	PS	MOOE	FinEx	CO	TOTAL				
						PS	MOOE	FinEx	CO	Sub-Total	PS	MOOE	FinEx	CO	Sub-Total														
1	2	3	4	5	6=(2+3+4+5)	7	8	9	10	11=(7+8+9+10)	12	13	14	15	16=(12+13+14+15)	17=(11+16)	18=(6+17)	19	20	21	22=(19+20+21)	23	24	25	26	27=(23+24+25+26)	28		
3H DISBURSEMENTS	11,997,364.60	6,464,422.06	0.00	0.00	18,461,786.66	4,278,683.97	1,939,411.88	0.00	1,045,330.35	7,263,426.20	0.00	82,000.00	0.00	0.00	82,000.00	7,345,426.20	25,807,212.86	0.00	0.00	0.00	0.00	16,276,048.57	8,485,833.94	0.00	1,045,330.35	25,807,212.86			
Office of Cash Allocation (NCA)	11,997,364.60	6,464,422.06	0.00	0.00	18,461,786.66	4,278,683.97	1,939,411.88	0.00	1,045,330.35	7,263,426.20	0.00	82,000.00	0.00	0.00	82,000.00	7,345,426.20	25,807,212.86	0.00	0.00	0.00	0.00	16,276,048.57	8,485,833.94	0.00	1,045,330.35	25,807,212.86			
MDS Checks Issued	0.00	0.00	0.00	0.00	0.00	487,690.91	0.00	0.00	0.00	487,690.91	0.00	0.00	0.00	0.00	0.00	487,690.91	487,690.91	0.00	0.00	0.00	0.00	0.00	0.00	0.00	0.00	487,690.91			
Advice to Debit Account	11,997,364.60	6,464,422.06	0.00	0.00	18,461,786.66	3,790,993.06	1,939,411.88	0.00	1,045,330.35	6,775,735.29	0.00	82,000.00	0.00	0.00	82,000.00	6,857,735.29	25,319,521.95	0.00	0.00	0.00	0.00	15,788,357.66	8,485,833.94	0.00	1,045,330.35	25,319,521.95			
Office of Transfer Allocations (NTA)	0.00	0.00	0.00	0.00	0.00	0.00	0.00	0.00	0.00	0.00	0.00	0.00	0.00	0.00	0.00	0.00	0.00	0.00	0.00	0.00	0.00	0.00	0.00	0.00	0.00	0.00	0.00		
MDS Checks Issued	0.00	0.00	0.00	0.00	0.00	0.00	0.00	0.00	0.00	0.00	0.00	0.00	0.00	0.00	0.00	0.00	0.00	0.00	0.00	0.00	0.00	0.00	0.00	0.00	0.00	0.00	0.00	0.00	
Advice to Debit Account	0.00	0.00	0.00	0.00	0.00	0.00	0.00	0.00	0.00	0.00	0.00	0.00	0.00	0.00	0.00	0.00	0.00	0.00	0.00	0.00	0.00	0.00	0.00	0.00	0.00	0.00	0.00	0.00	
Working Fund for FAPs	0.00	0.00	0.00	0.00	0.00	0.00	0.00	0.00	0.00	0.00	0.00	0.00	0.00	0.00	0.00	0.00	0.00	0.00	0.00	0.00	0.00	0.00	0.00	0.00	0.00	0.00	0.00	0.00	
Cash Disbursement Ceiling (CDC)	0.00	0.00	0.00	0.00	0.00	0.00	0.00	0.00	0.00	0.00	0.00	0.00	0.00	0.00	0.00	0.00	0.00	0.00	0.00	0.00	0.00	0.00	0.00	0.00	0.00	0.00	0.00	0.00	
AL CASH DISBURSEMENTS	11,997,364.60	6,464,422.06	0.00	0.00	18,461,786.66	4,278,683.97	1,939,411.88	0.00	1,045,330.35	7,263,426.20	0.00	82,000.00	0.00	0.00	82,000.00	7,345,426.20	25,807,212.86	0.00	0.00	0.00	0.00	16,276,048.57	8,485,833.94	0.00	1,045,330.35	25,807,212.86			
NON-CASH DISBURSEMENTS	659,416.64	994,903.85	0.00	0.00	1,654,320.49	0.00	0.00	0.00	0.00	0.00	0.00	0.00	0.00	0.00	0.00	0.00	1,654,320.49	0.00	0.00	0.00	0.00	659,416.64	994,903.85	0.00	0.00	1,654,320.49			
Check Remittance Advices Issued (TRA)	659,416.64	994,903.85	0.00	0.00	1,654,320.49	0.00	0.00	0.00	0.00	0.00	0.00	0.00	0.00	0.00	0.00	0.00	1,654,320.49	0.00	0.00	0.00	0.00	659,416.64	994,903.85	0.00	0.00	1,654,320.49			
Non-Cash Availment Authority (NCAA)	0.00	0.00	0.00	0.00	0.00	0.00	0.00	0.00	0.00	0.00	0.00	0.00	0.00	0.00	0.00	0.00	0.00	0.00	0.00	0.00	0.00	0.00	0.00	0.00	0.00	0.00	0.00		
Disbursements effected through outright deductions from claims (please specify...)	0.00	0.00	0.00	0.00	0.00	0.00	0.00	0.00	0.00	0.00	0.00	0.00	0.00	0.00	0.00	0.00	0.00	0.00	0.00	0.00	0.00	0.00	0.00	0.00	0.00	0.00	0.00	0.00	
Overpayment of expenses (e.g. personnel benefits)	0.00	0.00	0.00	0.00	0.00	0.00	0.00	0.00	0.00	0.00	0.00	0.00	0.00	0.00	0.00	0.00	0.00	0.00	0.00	0.00	0.00	0.00	0.00	0.00	0.00	0.00	0.00	0.00	
Restitution for loss of government property	0.00	0.00	0.00	0.00	0.00	0.00	0.00	0.00	0.00	0.00	0.00	0.00	0.00	0.00	0.00	0.00	0.00	0.00	0.00	0.00	0.00	0.00	0.00	0.00	0.00	0.00	0.00	0.00	
Liquidated damages and similar claims	0.00	0.00	0.00	0.00	0.00	0.00	0.00	0.00	0.00	0.00	0.00	0.00	0.00	0.00	0.00	0.00	0.00	0.00	0.00	0.00	0.00	0.00	0.00	0.00	0.00	0.00	0.00	0.00	
Others (e.g. TEF, BTr, Docs Stamp, etc.)	0.00	0.00	0.00	0.00	0.00	0.00	0.00	0.00	0.00	0.00	0.00	0.00	0.00	0.00	0.00	0.00	0.00	0.00	0.00	0.00	0.00	0.00	0.00	0.00	0.00	0.00	0.00	0.00	
AL NON-CASH DISBURSEMENTS	659,416.64	994,903.85	0.00	0.00	1,654,320.49	0.00	0.00	0.00	0.00	0.00	0.00	0.00	0.00	0.00	0.00	0.00	1,654,320.49	0.00	0.00	0.00	0.00	659,416.64	994,903.85	0.00	0.00	1,654,320.49			
ND TOTAL	12,656,781.24	7,459,325.91	0.00	0.00	20,116,107.15	4,278,683.97	1,939,411.88	0.00	1,045,330.35	7,263,426.20	0.00	82,000.00	0.00	0.00	82,000.00	7,345,426.20	27,461,533.35	0.00	0.00	0.00	0.00	16,935,465.21	9,480,737.79	0.00	1,045,330.35	27,461,533.35			

SUMMARY

Particulars (1)	PREVIOUS REPORT (2)	This Month (3)	As at Date (4)
Disbursement Authorities Received	0.00	0.00	0.00
A	0.00	26,287,000.00	26,287,000.00
Working Fund	0.00	0.00	0.00
1	0.00	1,654,320.49	1,654,320.49
2	0.00	0.00	0.00
3A	0.00	0.00	0.00
Notice of Transfer of Allocations (NTA)* issued	0.00	0.00	0.00
Disbursement Authorities Available	0.00	27,951,320.49	27,951,320.49
4	0.00	0.00	0.00
5	0.00	0.00	0.00
6	0.00	27,461,533.35	27,461,533.35
7	0.00	0.00	0.00
8	0.00	0.00	0.00
9	0.00	0.00	0.00
10	0.00	0.00	0.00
11	0.00	0.00	0.00
12	0.00	0.00	0.00
13	0.00	0.00	0.00
14	0.00	0.00	0.00
15	0.00	0.00	0.00
16	0.00	0.00	0.00
17	0.00	489,787.14	489,787.14
18	0.00	26,287,000.00	26,287,000.00
19	0.00	27,461,533.35	27,461,533.35
20	0.00	825,466.65	825,466.65

Certified Correct:

 MERCELITA T. MADRAZO
 BOOKKEEPER
 Date: 2021-03-25 00:43:58

Recommending Approval:

 HONESTO S. TABUZO JR.
 ACCOUNTANT III
 Date: 2021-03-25 01:03:25

Approved By:

 KENNEDY T. COSTALES
 EXECUTIVE DIRECTOR III
 Date: 2021-03-25 01:11:40