

MONTHLY REPORT OF DISBURSEMENTS
For the month of December 2023


Department : Department of Agriculture (DA)
 Agency/Entity : Philippine Fiber Industry Development Authority
 Operating Unit : < not applicable >
 Organization Code (UACS) : 05 012 0000000
 Fund Cluster : 01 - Regular Agency Fund


Particulars	Current Year Budget					Prior Year's Budget											SUB-TOTAL	Trust Liabilities					Grand Total					Remarks	
	PS	MOOE	FinEx	CO	TOTAL	Prior Year's Accounts Payable					Current Year's Accounts Payable							PS	MOOE	CO	TOTAL	PS	MOOE	FinEx	CO	TOTAL			
						PS	MOOE	FinEx	CO	Sub-Total	PS	MOOE	FinEx	CO	Sub-Total	PS											MOOE		FinEx
1	2	3	4	5	6=(2+3+4+5)	7	8	9	10	11=(7+8+9+10)	12	13	14	15	16=(12+13+14+15)	17=(11+16)	18=(6+17)	19	20	21	22=(19+20+21)	23	24	25	26	27=(23+24+25+26)	28		
CASH DISBURSEMENTS	30,756,405.05	5,790,745.18	0.00	225,000.00	36,772,150.23	0.00	0.00	0.00	0.00	0.00	0.00	572,603.44	0.00	0.00	572,603.44	572,603.44	37,344,753.67	0.00	0.00	0.00	0.00	30,756,405.05	6,363,348.62	0.00	225,000.00	37,344,753.67			
Notice of Cash Allocation (NCA)	30,756,405.05	5,790,745.18	0.00	225,000.00	36,772,150.23	0.00	0.00	0.00	0.00	0.00	0.00	572,603.44	0.00	0.00	572,603.44	572,603.44	37,344,753.67	0.00	0.00	0.00	0.00	30,756,405.05	6,363,348.62	0.00	225,000.00	37,344,753.67			
MDS Checks Issued	39,400.00	0.00	0.00	0.00	39,400.00	0.00	0.00	0.00	0.00	0.00	0.00	0.00	0.00	0.00	0.00	0.00	39,400.00	0.00	0.00	0.00	0.00	39,400.00	0.00	0.00	0.00	0.00	39,400.00		
Advice to Debit Account	30,717,005.05	5,790,745.18	0.00	225,000.00	36,732,750.23	0.00	0.00	0.00	0.00	0.00	0.00	572,603.44	0.00	0.00	572,603.44	572,603.44	37,305,353.67	0.00	0.00	0.00	0.00	30,717,005.05	6,363,348.62	0.00	225,000.00	37,305,353.67			
Notice of Transfer Allocations (NTA)	0.00	0.00	0.00	0.00	0.00	0.00	0.00	0.00	0.00	0.00	0.00	0.00	0.00	0.00	0.00	0.00	0.00	0.00	0.00	0.00	0.00	0.00	0.00	0.00	0.00	0.00	0.00	0.00	
MDS Checks Issued	0.00	0.00	0.00	0.00	0.00	0.00	0.00	0.00	0.00	0.00	0.00	0.00	0.00	0.00	0.00	0.00	0.00	0.00	0.00	0.00	0.00	0.00	0.00	0.00	0.00	0.00	0.00	0.00	
Advice to Debit Account	0.00	0.00	0.00	0.00	0.00	0.00	0.00	0.00	0.00	0.00	0.00	0.00	0.00	0.00	0.00	0.00	0.00	0.00	0.00	0.00	0.00	0.00	0.00	0.00	0.00	0.00	0.00	0.00	
Working Fund for FAPs	0.00	0.00	0.00	0.00	0.00	0.00	0.00	0.00	0.00	0.00	0.00	0.00	0.00	0.00	0.00	0.00	0.00	0.00	0.00	0.00	0.00	0.00	0.00	0.00	0.00	0.00	0.00	0.00	0.00
Cash Disbursement Ceiling (CDC)	0.00	0.00	0.00	0.00	0.00	0.00	0.00	0.00	0.00	0.00	0.00	0.00	0.00	0.00	0.00	0.00	0.00	0.00	0.00	0.00	0.00	0.00	0.00	0.00	0.00	0.00	0.00	0.00	0.00
TOTAL CASH DISBURSEMENTS	30,756,405.05	5,790,745.18	0.00	225,000.00	36,772,150.23	0.00	0.00	0.00	0.00	0.00	0.00	572,603.44	0.00	0.00	572,603.44	572,603.44	37,344,753.67	0.00	0.00	0.00	0.00	30,756,405.05	6,363,348.62	0.00	225,000.00	37,344,753.67			
NON-CASH DISBURSEMENTS	645,878.04	304,702.67	0.00	0.00	950,580.71	0.00	0.00	0.00	119,126.78	119,126.78	0.00	0.00	0.00	0.00	0.00	0.00	1,069,707.49	0.00	0.00	0.00	0.00	645,878.04	304,702.67	0.00	119,126.78	1,069,707.49			
Tax Remittance Advices Issued (TRA)	645,878.04	304,702.67	0.00	0.00	950,580.71	0.00	0.00	0.00	119,126.78	119,126.78	0.00	0.00	0.00	0.00	0.00	0.00	1,069,707.49	0.00	0.00	0.00	0.00	645,878.04	304,702.67	0.00	119,126.78	1,069,707.49			
Non-Cash Availment Authority (NCAA)	0.00	0.00	0.00	0.00	0.00	0.00	0.00	0.00	0.00	0.00	0.00	0.00	0.00	0.00	0.00	0.00	0.00	0.00	0.00	0.00	0.00	0.00	0.00	0.00	0.00	0.00	0.00	0.00	
Disbursements effected through outright deductions from claims (please specify...)	0.00	0.00	0.00	0.00	0.00	0.00	0.00	0.00	0.00	0.00	0.00	0.00	0.00	0.00	0.00	0.00	0.00	0.00	0.00	0.00	0.00	0.00	0.00	0.00	0.00	0.00	0.00	0.00	
Overpayment of expenses(e.g. personnel benefits)	0.00	0.00	0.00	0.00	0.00	0.00	0.00	0.00	0.00	0.00	0.00	0.00	0.00	0.00	0.00	0.00	0.00	0.00	0.00	0.00	0.00	0.00	0.00	0.00	0.00	0.00	0.00	0.00	0.00
Restitution for loss of government property	0.00	0.00	0.00	0.00	0.00	0.00	0.00	0.00	0.00	0.00	0.00	0.00	0.00	0.00	0.00	0.00	0.00	0.00	0.00	0.00	0.00	0.00	0.00	0.00	0.00	0.00	0.00	0.00	0.00
Liquidated damages and similar claims	0.00	0.00	0.00	0.00	0.00	0.00	0.00	0.00	0.00	0.00	0.00	0.00	0.00	0.00	0.00	0.00	0.00	0.00	0.00	0.00	0.00	0.00	0.00	0.00	0.00	0.00	0.00	0.00	0.00
Others(TEF, BTr-Documentary Stamp Tax, etc.)	0.00	0.00	0.00	0.00	0.00	0.00	0.00	0.00	0.00	0.00	0.00	0.00	0.00	0.00	0.00	0.00	0.00	0.00	0.00	0.00	0.00	0.00	0.00	0.00	0.00	0.00	0.00	0.00	0.00
TOTAL NON-CASH DISBURSEMENTS	645,878.04	304,702.67	0.00	0.00	950,580.71	0.00	0.00	0.00	119,126.78	119,126.78	0.00	0.00	0.00	0.00	0.00	0.00	1,069,707.49	0.00	0.00	0.00	0.00	645,878.04	304,702.67	0.00	119,126.78	1,069,707.49			
GRAND TOTAL	31,402,283.09	6,095,447.85	0.00	225,000.00	37,722,730.94	0.00	0.00	0.00	119,126.78	119,126.78	0.00	572,603.44	0.00	0.00	572,603.44	691,730.22	38,414,461.16	0.00	0.00	0.00	0.00	31,402,283.09	6,668,051.29	0.00	344,126.78	38,414,461.16			


SUMMARY


Particulars	Previous Report	This Month	As at Date
(1)	(2)	(3)	(4)
Total Disbursement Authorities Received	410,998,617.41	28,149,203.49	439,147,820.90
NCA	399,633,232.00	27,079,496.00	426,712,728.00
NTA	0.00	0.00	0.00
Working Fund	0.00	0.00	0.00
TRA	11,365,385.41	1,069,707.49	12,435,092.90
CDC	0.00	0.00	0.00
NCAA	0.00	0.00	0.00
Less: Notice of Transfer of Allocations (NTA)* issued	0.00	0.00	0.00
Total Disbursement Authorities Available	410,998,617.41	28,149,203.49	439,147,820.90
Less:	0.00	0.00	0.00
Lapsed NCA	42,774,370.95	1,586.91	42,775,957.86
Disbursements	357,957,401.88	38,414,461.16	396,371,863.04
Less: Other Non-Cash Disbursements	0.00	0.00	0.00
Disbursements effected through outright deductions from claims	0.00	0.00	0.00
Overpayment of expenses(e.g. personnel benefits)	0.00	0.00	0.00
Restitution for loss of government property	0.00	0.00	0.00
Liquidated damages and similar claims	0.00	0.00	0.00
Others (e.g. TEF, BTr, Docs Stamp, etc.)	0.00	0.00	0.00
Add/Less: Adjustments (e.g. cancelled/staled checks)	0.00	0.00	0.00
Balance of Disbursement Authorities as at date	10,266,844.58	(10,266,844.58)	0.00
Total Disbursements Program	390,633,000.00	18,998,000.00	409,631,000.00
Less: *Actual Disbursements	357,957,401.88	38,414,461.16	396,371,863.04
(Over)/Under spending	32,675,598.12	(19,416,461.16)	13,259,136.96

Notes: * The use of NTA is discouraged
 Notes: ** Amounts should tally with the grand total disbursement (column 27).

Prepared By: 
 GEMMA B. ACOPIADO
 Administrative Officer II
 Date: January 16, 2024 06:13 PM

Certified Correct: 
 HANESIO C. TABUZO JR.
 Chief Accountant
 Date: January 16, 2024 06:13 PM

recommending Approval: 
 ALMA MARIA K. SANTOS
 OIC, AFMD
 Date: January 16, 2024 06:18 PM

Approved By: 
 ATTY. GENEVIEVE ELVELICARIA GUEVARRA, CESE
 Assistant Secretary & Concurrent OIC, Executive Director
 Date: January 16, 2024 06:20 PM