


MONTHLY REPORT OF DISBURSEMENTS  
For the month of December 2022

FAR No. 4

Department : Department of Agriculture (DA)  
Agency/Entity : Philippine Fiber Industry Development Authority  
Operating Unit : < not applicable >  
Organization Code (UACS) : 05 012 000000  
Fund Cluster : 01 Regular Agency Fund



Particulars	Current Year Budget					Prior Year's Budget											Trust Liabilities					Grand Total					Remarks	
	PS	MOOE	FinEx	CO	TOTAL	Prior Year's Accounts Payable					Current Year's Accounts Payable						SUB-TOTAL	Trust Liabilities				PS	MOOE	FinEx	CO	TOTAL		
						PS	MOOE	FinEx	CO	Sub-Total	PS	MOOE	FinEx	CO	Sub-Total	TOTAL		PS	MOOE	CO	TOTAL							
1	2	3	4	5	6=(2+3+4+5)	7	8	9	10	11=(7+8+9+10)	12	13	14	15	16=(12+13+14+15)	17=(11+16)	18=(6+17)	19	20	21	22=(19+20+21)	23	24	25	26	27=(23+24+25+26)	28	
CASH DISBURSEMENTS	21,334,866.28	4,642,093.85	0.00	2,824,740.04	28,801,700.17	0.00	30,000.00	0.00	674,847.05	704,847.05	0.00	74,997.51	0.00	105,000.00	179,997.51	884,844.56	29,686,544.73	0.00	0.00	0.00	0.00	21,334,866.28	4,747,091.36	0.00	3,604,587.69	29,686,544.73		
Notice of Cash Allocation (NCA)	21,334,866.28	4,642,093.85	0.00	2,824,740.04	28,801,700.17	0.00	30,000.00	0.00	674,847.05	704,847.05	0.00	74,997.51	0.00	105,000.00	179,997.51	884,844.56	29,686,544.73	0.00	0.00	0.00	0.00	21,334,866.28	4,747,091.36	0.00	3,604,587.69	29,686,544.73		
MDS Checks Issued	1,043,403.75	0.00	0.00	0.00	1,043,403.75	0.00	0.00	0.00	0.00	0.00	0.00	0.00	0.00	0.00	0.00	0.00	0.00	0.00	0.00	0.00	0.00	1,043,403.75	0.00	0.00	0.00	1,043,403.75		
Advice to Debit Account	20,291,462.53	4,642,093.85	0.00	2,824,740.04	27,758,296.42	0.00	30,000.00	0.00	674,847.05	704,847.05	0.00	74,997.51	0.00	105,000.00	179,997.51	884,844.56	28,643,140.98	0.00	0.00	0.00	0.00	20,291,462.53	4,747,091.36	0.00	3,604,587.69	28,643,140.98		
Notice of Transfer Allocations (NTA)	0.00	0.00	0.00	0.00	0.00	0.00	0.00	0.00	0.00	0.00	0.00	0.00	0.00	0.00	0.00	0.00	0.00	0.00	0.00	0.00	0.00	0.00	0.00	0.00	0.00	0.00		
MDS Checks Issued	0.00	0.00	0.00	0.00	0.00	0.00	0.00	0.00	0.00	0.00	0.00	0.00	0.00	0.00	0.00	0.00	0.00	0.00	0.00	0.00	0.00	0.00	0.00	0.00	0.00	0.00	0.00	
Advice to Debit Account	0.00	0.00	0.00	0.00	0.00	0.00	0.00	0.00	0.00	0.00	0.00	0.00	0.00	0.00	0.00	0.00	0.00	0.00	0.00	0.00	0.00	0.00	0.00	0.00	0.00	0.00	0.00	
Working Fund for FAPs	0.00	0.00	0.00	0.00	0.00	0.00	0.00	0.00	0.00	0.00	0.00	0.00	0.00	0.00	0.00	0.00	0.00	0.00	0.00	0.00	0.00	0.00	0.00	0.00	0.00	0.00	0.00	
Cash Disbursement Ceiling (CDC)	0.00	0.00	0.00	0.00	0.00	0.00	0.00	0.00	0.00	0.00	0.00	0.00	0.00	0.00	0.00	0.00	0.00	0.00	0.00	0.00	0.00	0.00	0.00	0.00	0.00	0.00	0.00	
<b>TOTAL CASH DISBURSEMENTS</b>	<b>21,334,866.28</b>	<b>4,642,093.85</b>	<b>0.00</b>	<b>2,824,740.04</b>	<b>28,801,700.17</b>	<b>0.00</b>	<b>30,000.00</b>	<b>0.00</b>	<b>674,847.05</b>	<b>704,847.05</b>	<b>0.00</b>	<b>74,997.51</b>	<b>0.00</b>	<b>105,000.00</b>	<b>179,997.51</b>	<b>884,844.56</b>	<b>29,686,544.73</b>	<b>0.00</b>	<b>0.00</b>	<b>0.00</b>	<b>0.00</b>	<b>21,334,866.28</b>	<b>4,747,091.36</b>	<b>0.00</b>	<b>3,604,587.69</b>	<b>29,686,544.73</b>		
NON-CASH DISBURSEMENTS	845,451.92	296,889.79	0.00	434,656.89	1,576,998.60	0.00	4,000.00	0.00	335,614.70	339,614.70	0.00	0.00	0.00	0.00	0.00	339,614.70	1,916,613.30	0.00	0.00	0.00	0.00	845,451.92	300,889.79	0.00	770,271.59	1,916,613.30		
Tax Remittance Advices Issued (TRA)	845,451.92	296,889.79	0.00	434,656.89	1,576,998.60	0.00	4,000.00	0.00	335,614.70	339,614.70	0.00	0.00	0.00	0.00	0.00	339,614.70	1,916,613.30	0.00	0.00	0.00	0.00	845,451.92	300,889.79	0.00	770,271.59	1,916,613.30		
Non-Cash Availment Authority (NCAA)	0.00	0.00	0.00	0.00	0.00	0.00	0.00	0.00	0.00	0.00	0.00	0.00	0.00	0.00	0.00	0.00	0.00	0.00	0.00	0.00	0.00	0.00	0.00	0.00	0.00	0.00	0.00	
Disbursements effected through outright deductions from claims (please specify...)	0.00	0.00	0.00	0.00	0.00	0.00	0.00	0.00	0.00	0.00	0.00	0.00	0.00	0.00	0.00	0.00	0.00	0.00	0.00	0.00	0.00	0.00	0.00	0.00	0.00	0.00	0.00	
Overpayment of expenses(e.g. personnel benefits)	0.00	0.00	0.00	0.00	0.00	0.00	0.00	0.00	0.00	0.00	0.00	0.00	0.00	0.00	0.00	0.00	0.00	0.00	0.00	0.00	0.00	0.00	0.00	0.00	0.00	0.00	0.00	
Restitution for loss of government property	0.00	0.00	0.00	0.00	0.00	0.00	0.00	0.00	0.00	0.00	0.00	0.00	0.00	0.00	0.00	0.00	0.00	0.00	0.00	0.00	0.00	0.00	0.00	0.00	0.00	0.00	0.00	
Liquidated damages and similar claims	0.00	0.00	0.00	0.00	0.00	0.00	0.00	0.00	0.00	0.00	0.00	0.00	0.00	0.00	0.00	0.00	0.00	0.00	0.00	0.00	0.00	0.00	0.00	0.00	0.00	0.00	0.00	
Others(TEF, BTR, Documentary Stamp Tax, etc.)	0.00	0.00	0.00	0.00	0.00	0.00	0.00	0.00	0.00	0.00	0.00	0.00	0.00	0.00	0.00	0.00	0.00	0.00	0.00	0.00	0.00	0.00	0.00	0.00	0.00	0.00	0.00	
<b>TOTAL NON-CASH DISBURSEMENTS</b>	<b>845,451.92</b>	<b>296,889.79</b>	<b>0.00</b>	<b>434,656.89</b>	<b>1,576,998.60</b>	<b>0.00</b>	<b>4,000.00</b>	<b>0.00</b>	<b>335,614.70</b>	<b>339,614.70</b>	<b>0.00</b>	<b>0.00</b>	<b>0.00</b>	<b>0.00</b>	<b>0.00</b>	<b>339,614.70</b>	<b>1,916,613.30</b>	<b>0.00</b>	<b>0.00</b>	<b>0.00</b>	<b>0.00</b>	<b>845,451.92</b>	<b>300,889.79</b>	<b>0.00</b>	<b>770,271.59</b>	<b>1,916,613.30</b>		
<b>GRAND TOTAL</b>	<b>22,180,318.20</b>	<b>4,938,983.64</b>	<b>0.00</b>	<b>3,259,396.93</b>	<b>30,378,698.77</b>	<b>0.00</b>	<b>34,000.00</b>	<b>0.00</b>	<b>1,010,461.75</b>	<b>1,044,461.75</b>	<b>0.00</b>	<b>74,997.51</b>	<b>0.00</b>	<b>105,000.00</b>	<b>179,997.51</b>	<b>1,224,459.26</b>	<b>31,603,158.03</b>	<b>0.00</b>	<b>0.00</b>	<b>0.00</b>	<b>0.00</b>	<b>22,180,318.20</b>	<b>5,047,961.15</b>	<b>0.00</b>	<b>4,374,858.68</b>	<b>31,603,158.03</b>		

SUMMARY


Particulars	(1)	Previous Report			As at Date		
		(2)	(3)	(4)	(5)	(6)	(7)
Total Disbursement Authorities Received		417,875,051.28	35,796,434.30	453,672,085.58			
NCA		409,719,074.00	33,879,821.00	437,698,895.00			
NTA		0.00	0.00	0.00			
Working Fund		0.00	0.00	0.00			
TRA		0.00	0.00	0.00			
CDC		14,156,577.28	1,916,613.30	16,073,190.58			
NCAA		0.00	0.00	0.00			
Less: Notice of Transfer of Allocations (NTA)* issued		0.00	0.00	0.00			
Total Disbursement Authorities Available		417,875,051.28	35,796,434.30	453,672,085.58			
Less:		0.00	0.00	0.00			
Lapsed NCA		0.00	0.00	0.00			
Disbursements		4,756,788.05	9,546,822.05	14,102,610.10			
Less: Other Non-Cash Disbursements		407,666,317.45	31,603,158.03	439,509,475.48			
Disbursements effected through outright deductions from claims		0.00	0.00	0.00			
Overpayment of expenses(e.g. personnel benefits)		0.00	0.00	0.00			
Restitution for loss of government property		0.00	0.00	0.00			
Liquidated damages and similar claims		0.00	0.00	0.00			
Others (e.g. TEF, BTR, Docs Stamp, etc.)		0.00	0.00	0.00			
Add/Less: Adjustments (e.g. cancelled/staled checks)		0.00	0.00	0.00			
Balance of Disbursement Authorities as at date		5,118,263.23	(5,153,545.78)	0.00			
Total Disbursements Program		410,745,000.00	18,916,000.00	429,661,000.00			
Less: *Actual Disbursements		407,966,317.45	31,603,158.03	439,569,475.48			
(Over)/Under spending		2,778,682.55	(12,787,158.03)	(10,008,475.48)			

Notes: \* The use of NTA is discouraged  
Notes: \*\* Amounts should tally with the grand total disbursement (column 27).


Certified Correct:

  
GEMMA B. ACOPIADO  
Administrative Officer II  
Date: 2023-01-27 15:36:55

Recommending Approval:

  
HONESTO C. TABUZO JR  
Chief Accountant  
Date: 2023-01-27 15:39:18

Approved By:

  
ANNRAY V. RIVERA  
Deputy Executive Director III/OIC, Executive Director  
Date: 2023-01-27 15:40:52