

SUMMARY OF APPROPRIATIONS, ALLOTMENTS, OBLIGATIONS, DISBURSEMENTS AND BALANCES BY OBJECT OF EXPENDITURES

As at the Quarter Ending December 31, 2024

Department : Department of Agriculture (DA)
Agency/Entity : Philippine Fiber Industry Development Authority
Operating Unit : < not applicable >
Organization Code (UACS) : 05 012 000000
Fund Cluster : 01 - Regular Agency Fund

Current Year Appropriations
Supplemental Appropriations
Continuing Appropriations

(e.g. UACS Fund Cluster: 01-Regular Agency Fund, 02-Foreign Assisted Projects Fund, 03-Special Account-Locally Funded/Domestic Grants Fund, and 04-Special Account-Foreign Assisted/Foreign Grants Fund)

Table with columns: Particulars, UACS CODE, Authorized Appropriations, Adjusted Appropriations, Allotments (SARO, Unobligated), Adjustments (Reductions/Modifications/Augmentations), Transfer To, Transfer From, Adjusted Allotments, Obligations (1st-4th Quarter, Total), Disbursements (1st-4th Quarter, Total), Balances (Unreleased Appropriations, Unobligated Allotments, Due and Demandable, Unpaid Obligations (18-21)/(24-25), Not Yet Due and Demandable).

SUMMARY OF APPROPRIATIONS, ALLOTMENTS, OBLIGATIONS, DISBURSEMENTS AND BALANCES BY OBJECT OF EXPENDITURES


As at the Quarter Ending December 31, 2024


Department : Department of Agriculture (DA)
 Agency/Entity : Philippine Fiber Industry Development Authority
 Operating Unit : < not applicable >
 Organization Code (UACS) : 05 012 0000000
 Fund Cluster : 01 - Regular Agency Fund


	Current Year Appropriations
	Supplemental Appropriations
X	Continuing Appropriations

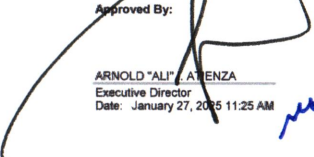
(e.g. UACS Fund Cluster: 01-Regular Agency Fund, 02-Foreign Assisted Projects Fund, 03-Special Account-Locally Funded/Domestic Grants Fund, and 04-Special Account-Foreign Assisted/Foreign Grants Fund)

Particulars	UACS CODE	Appropriations			Allotments							Obligations					Disbursements					Balances			
		Authorized Appropriations	Transfer To/From, Modifications/ Augmentations)	Adjusted Appropriations	Allotments		Adjustments (Reductions, Modifications/ Augmentations)	Transfer To	Transfer From	Adjusted Allotments	1st Quarter Ending March 31	2nd Quarter Ending June 30	3rd Quarter Ending September 30	4th Quarter Ending December 31	Total	1st Quarter Ending March 31	2nd Quarter Ending June 30	3rd Quarter Ending September 30	4th Quarter Ending December 31	Total	Unused Funds		Unpaid Obligations (16-21)-(24+25)		
					SARO	Unobligated															Unreleased Appropriations	Unobligated Allotments	Due and Demandable	Not Yet Due and Demandable	
1	2	3	4	5=(3+4)	6	7	8	9	10	11=(8+7)-(9)+10	12	13	14	15	16=(12+13+14+15)	17	18	19	20	21=(17+18+19+20)	22=(5-11)	23=(11-16)	24	25	
Property, Plant and Equipment Outlay		0.00	0.00	0.00	0.00	3,847,068.61	0.00	0.00	0.00	3,847,068.61	2,198,383.74	0.00	778,000.00	569,822.47	3,546,206.21	526,430.15	231,601.27	1,957,409.38	698,162.75	3,413,603.55	0.00	300,862.40	0.00	132,602.66	
Buildings and Other Structures	5080404000	0.00	0.00	0.00	0.00	2,977,030.18	0.00	0.00	0.00	2,977,030.18	2,198,383.74	0.00	778,000.00	(12,970.53)	2,963,413.21	526,430.15	231,601.27	1,957,409.38	247,972.41	2,963,413.21	0.00	13,616.97	0.00	0.00	
Other Structures	5080404099	0.00	0.00	0.00	0.00	2,977,030.18	0.00	0.00	0.00	2,977,030.18	2,198,383.74	0.00	778,000.00	(12,970.53)	2,963,413.21	526,430.15	231,601.27	1,957,409.38	247,972.41	2,963,413.21	0.00	13,616.97	0.00	0.00	
Machinery and Equipment Outlay	5080405000	0.00	0.00	0.00	0.00	870,038.43	0.00	0.00	0.00	870,038.43	0.00	0.00	0.00	582,793.00	582,793.00	0.00	0.00	0.00	450,190.34	450,190.34	0.00	287,245.43	0.00	132,602.66	
Office Equipment	5080405002	0.00	0.00	0.00	0.00	0.00	0.00	0.00	0.00	0.00	0.00	0.00	0.00	60,000.00	60,000.00	0.00	0.00	0.00	60,000.00	60,000.00	0.00	(60,000.00)	0.00	0.00	
Information and Communication Technology	5080405003	0.00	0.00	0.00	0.00	0.00	0.00	0.00	0.00	0.00	0.00	0.00	0.00	522,793.00	522,793.00	0.00	0.00	0.00	390,190.34	390,190.34	0.00	(522,793.00)	0.00	132,602.66	
Other Machinery and Equipment	5080405099	0.00	0.00	0.00	0.00	870,038.43	0.00	0.00	0.00	870,038.43	0.00	0.00	0.00	0.00	0.00	0.00	0.00	0.00	0.00	0.00	0.00	870,038.43	0.00	0.00	
GRAND TOTAL		0.00	0.00	0.00	0.00	19,749,038.18	0.00	0.00	0.00	19,749,038.18	3,541,884.33	3,879,158.94	7,376,162.10	4,837,809.99	19,435,015.36	1,406,855.47	3,921,705.23	8,364,540.92	3,721,872.85	17,414,974.48	0.00	314,022.82	0.00	2,020,040.88	

Certified Correct:

 NOEL G. DATO
 OIC, Budget Section
 Date: January 27, 2025 11:15 AM

Certified Correct:

 HONESTO S. TABUZO, JR.
 Chief Accountant
 Date: January 27, 2025 11:15 AM

Recommending Approval By:

 MARIO C. GARCIA, CPA, MAA
 Chief, Administrative, Financial & Management Division
 Date: January 27, 2025 11:24 AM

Approved By:

 ARNOLD "ALI" A. BENZA
 Executive Director
 Date: January 27, 2025 11:25 AM