



SUMMARY OF APPROPRIATIONS, ALLOTMENTS, OBLIGATIONS, DISBURSEMENTS AND BALANCES BY OBJECT OF EXPENDITURES
As at the Quarter Ending December 31, 2023


Department : Department of Agriculture (DA)
 Agency/Entity : Philippine Fiber Industry Development Authority
 Operating Unit : < not applicable >
 Organization Code (UACS) : 05 012 0000000
 Fund Cluster : 01 - Regular Agency Fund
 (e.g. UACS Fund Cluster: 01-Regular Agency Fund, 02-Foreign Assisted Projects Fund, 03-Special Account-Locally Funded/Domestic Grants Fund, and 04-Special Account-Foreign Assisted/Foreign Grants Fund)


	Current Year Appropriations
	Supplemental Appropriations
X	Continuing Appropriations

Particulars	UACS CODE	Appropriations			Allotments			Obligations					Disbursements					Balances					
		Authorized Appropriations	Adjustments (Transfer To/From, Modifications/ Augmentations)	Adjusted Appropriations	Allotments Received	Adjustments (Reductions, Modifications/ Augmentations)	Transfer To	Transfer From	Adjusted Allotments	1st Quarter Ending March 31	2nd Quarter Ending June 30	3rd Quarter Ending September 30	4th Quarter Ending December 31	Total	1st Quarter Ending March 31	2nd Quarter Ending June 30	3rd Quarter Ending September 30	4th Quarter Ending December 31	Total	Unreleased Appropriations	Unobligated Allotments	Unpaid Obligations (15-20)=(23+24)	
1	2	3	4	5=(3+4)	6	7	8	9	10=(8+(-)-7)-9+9	11	12	13	14	15=(11+12+13+14)	16	17	18	19	20=(16+17+18+19)	21=(6-10)	22=(15-18)	23	24
SUMMARY		901,114.47	0.00	901,114.47	901,114.47	0.00	0.00	0.00	901,114.47	0.00	165,028.29	34,155.00	688,844.62	888,027.91	0.00	165,028.29	0.00	572,603.44	737,631.73	0.00	13,086.56	0.00	150,396.18
I. AGENCY SPECIFIC BUDGET		901,114.47	0.00	901,114.47	901,114.47	0.00	0.00	0.00	901,114.47	0.00	165,028.29	34,155.00	688,844.62	888,027.91	0.00	165,028.29	0.00	572,603.44	737,631.73	0.00	13,086.56	0.00	150,396.18
Maintenance and Other Operating Expenses		61,207.14	0.00	61,207.14	61,207.14	0.00	0.00	0.00	61,207.14	0.00	24,795.91	34,155.00	0.00	58,950.91	0.00	24,795.91	0.00	0.00	24,795.91	0.00	2,256.23	0.00	34,155.00
Traveling Expenses		61,207.14	0.00	61,207.14	61,207.14	0.00	0.00	0.00	61,207.14	0.00	24,795.91	0.00	0.00	24,795.91	0.00	24,795.91	0.00	0.00	24,795.91	0.00	36,411.23	0.00	0.00
Traveling Expenses - Local	5020101000	61,207.14	0.00	61,207.14	61,207.14	0.00	0.00	0.00	61,207.14	0.00	24,795.91	0.00	0.00	24,795.91	0.00	24,795.91	0.00	0.00	24,795.91	0.00	36,411.23	0.00	0.00
Supplies and Materials Expenses		0.00	0.00	0.00	0.00	0.00	0.00	0.00	0.00	0.00	0.00	34,155.00	0.00	34,155.00	0.00	0.00	0.00	0.00	0.00	0.00	(34,155.00)	0.00	34,155.00
Semi-Expendable Machinery and Equipment	5020321000	0.00	0.00	0.00	0.00	0.00	0.00	0.00	0.00	0.00	0.00	34,155.00	0.00	34,155.00	0.00	0.00	0.00	0.00	0.00	0.00	(34,155.00)	0.00	34,155.00
Information and Communications Technology	5020321003	0.00	0.00	0.00	0.00	0.00	0.00	0.00	0.00	0.00	0.00	34,155.00	0.00	34,155.00	0.00	0.00	0.00	0.00	0.00	0.00	(34,155.00)	0.00	34,155.00
Capital Outlays		839,907.33	0.00	839,907.33	839,907.33	0.00	0.00	0.00	839,907.33	0.00	140,232.38	0.00	688,844.62	829,077.00	0.00	140,232.38	0.00	572,603.44	712,835.82	0.00	10,830.33	0.00	116,241.18
Property, Plant and Equipment Outlay		839,907.33	0.00	839,907.33	839,907.33	0.00	0.00	0.00	839,907.33	0.00	140,232.38	0.00	688,844.62	829,077.00	0.00	140,232.38	0.00	572,603.44	712,835.82	0.00	10,830.33	0.00	116,241.18
Buildings and Other Structures	5060404000	0.00	0.00	0.00	0.00	0.00	0.00	0.00	0.00	0.00	0.00	0.00	0.00	0.00	0.00	0.00	0.00	0.00	0.00	0.00	0.00	0.00	0.00
Other Structures	5060404099	0.00	0.00	0.00	0.00	0.00	0.00	0.00	0.00	0.00	0.00	0.00	0.00	0.00	0.00	0.00	0.00	0.00	0.00	0.00	0.00	0.00	0.00
Machinery and Equipment Outlay	5060405000	218,300.00	0.00	218,300.00	218,300.00	0.00	0.00	0.00	218,300.00	0.00	0.00	0.00	218,300.00	218,300.00	0.00	0.00	0.00	140,232.38	140,232.38	0.00	0.00	0.00	78,067.62
Machinery	5060405001	218,300.00	0.00	218,300.00	218,300.00	0.00	0.00	0.00	218,300.00	0.00	0.00	0.00	218,300.00	218,300.00	0.00	0.00	0.00	140,232.38	140,232.38	0.00	0.00	0.00	78,067.62
Other Property Plant and Equipment Outlay	5060409000	621,607.33	0.00	621,607.33	621,607.33	0.00	0.00	0.00	621,607.33	0.00	140,232.38	0.00	470,544.62	610,777.00	0.00	140,232.38	0.00	432,371.06	572,603.44	0.00	10,830.33	0.00	38,173.56
Other Property, Plant and Equipment	5060409099	621,607.33	0.00	621,607.33	621,607.33	0.00	0.00	0.00	621,607.33	0.00	140,232.38	0.00	470,544.62	610,777.00	0.00	140,232.38	0.00	432,371.06	572,603.44	0.00	10,830.33	0.00	38,173.56
GRAND TOTAL		901,114.47	0.00	901,114.47	901,114.47	0.00	0.00	0.00	901,114.47	0.00	165,028.29	34,155.00	688,844.62	888,027.91	0.00	165,028.29	0.00	572,603.44	737,631.73	0.00	13,086.56	0.00	150,396.18

Certified Correct:

 LOUISE KATHLEEN A. BICCAY
 OIC, Budget Section
 Date January 24, 2024 11:43 AM

Certified Correct:

 HONESTO G. TABUZO JR.
 Chief Accountant
 Date: January 24, 2024 11:43 AM

Recommending Approval By:

 ALMA MARIA K. SANTOS
 OIC, Administrative, Financial & Management Division
 Date January 24, 2024 12:39 PM

Approved By:

 ATTY. GENEVIEVE E. VELAZQUEZ, CESE
 Assistant Secretary and Concurrent OIC, Executive Director
 Date January 24, 2024 12:42 PM