



**List of Allotments and Sub-Allotments  
As at the quarter ending December 31, 2020**


Department: Department of Agriculture (DA)  
 Agency: Philippine Fiber Industry Development Authority  
 Operating Unit: < not applicable >  
 Organization Code: 05 012 0000000  
 Fund Cluster: 01 Regular Agency Fund  
 (e.g. UACS Fund Cluster: 01-Regular Agency Fund, 02-Foreign Assisted Projects Fund, 03-Special Account-Locally Funded/Domestic Grants Fund, and 04-Special Account-Foreign)


	Current Year
	Supplemental
X	Continuing Appropriations

Allotments/Sub-Allotments Reference			Funding Source		Allotments/Sub-Allotments received from CO/ROs/OU					Sub-Allotments to ROs/OU					Total Allotments/Net of Sub-allotments					
No.	Number	Date	Description	UACS Code	PS	MOOE	FinEx	CO	Sub-Total	PS	MOOE	FinEx	CO	TOTAL	PS	MOOE	FinEx	CO	TOTAL	
1	2	3	4	5	6	7	8	9	10=(6+7+8+9)	11	12	13	14	15=	16=(6+11)	17=(7+12)	18=(8+13)	19=(9+14)	20=	
<b>A. Allotments received from DBM</b>																				
1	SARO-BMB-E-20-0013459	2020-06-30	Specific Budgets of National Government Agencies	102101	0.00	(7,627,226.00)	0.00	0.00	(7,627,226.00)	0.00	0.00	0.00	0.00	0.00	0.00	(7,627,226.00)	0.00	0.00	0.00	(7,627,226.00)
2	SARO-BMB-E-20-0013459	2044-01-02	Specific Budgets of National Government Agencies	102101	0.00	0.00	0.00	(2,392,000.00)	(2,392,000.00)	0.00	0.00	0.00	0.00	0.00	0.00	0.00	0.00	0.00	(2,392,000.00)	(2,392,000.00)
	Sub-Total				0.00	(7,627,226.00)	0.00	(2,392,000.00)	(10,019,226.00)	0.00	0.00	0.00	0.00	0.00	0.00	(7,627,226.00)	0.00	(2,392,000.00)	(10,019,226.00)	
<b>B. Balance From GAA/SARO/Sub-Allotment(Prior Year)</b>																				
3	10964	2019-12-31	Specific Budgets of National Government Agencies	102101	462,010.11	35,125,703.80	0.00	3,600,220.42	39,187,934.33	0.00	0.00	0.00	0.00	0.00	462,010.11	35,125,703.80	0.00	3,600,220.42	39,187,934.33	
	Sub-Total				462,010.11	35,125,703.80	0.00	3,600,220.42	39,187,934.33	0.00	0.00	0.00	0.00	0.00	462,010.11	35,125,703.80	0.00	3,600,220.42	39,187,934.33	
<b>Total Allotments</b>					462,010.11	27,498,477.80	0.00	1,208,220.42	29,168,708.33	0.00	0.00	0.00	0.00	0.00	462,010.11	27,498,477.80	0.00	1,208,220.42	29,168,708.33	

Certified Correct:  
  
 FLORENCIA G. TORIO  
 Date:

Certified Correct:  
  
 HONESTO S. TABUZO JR  
 Date:

Recommending Approval:  
  
 RHISA V. REGENIA  
 Date:

Approved By:  
  
 KENNEDY T. COSTALES  
 Date: