

SUMMARY OF APPROPRIATIONS, ALLOTMENTS, OBLIGATIONS, DISBURSEMENTS AND BALANCES BY OBJECT OF EXPENDITURES
As at the Quarter Ending December 31, 2020

Department: Department of Agriculture (DA)
Agency/Entity: Philippine Fiber Industry Development Authority
Operating Unit: < not applicable >
Organization Code: 05 012 000000
Fund Cluster: 01 Regular Agency Fund
(e.g. UACS Fund Cluster: 01-Regular Agency Fund, 02-Foreign Assisted Projects Fund, 03-Special Account-Locally Funded/Domestic Grants Fund, and 04-Special Account-Foreign Assisted/Foreign Grants Fund)

Current Year Appropriations
Supplemental
X Continuing Appropriations

Table with 25 columns: Particulars, UACS CODE, Appropriations (Authorized, Adjusted), Allotments (Received, Adjusted, Transfer To, Transfer From, Adjusted Allotments), Obligations (1st-4th Quarter, TOTAL), Disbursements (1st-4th Quarter, TOTAL), Balances (Unreleased, Unobligated, Unpaid Obligations).

Department: Department of Agriculture (DA)
Agency/Entity: Philippine Fiber Industry Development Authority
Operating Unit: < not applicable >
Organization Code: 05 012 000000
Fund Cluster: 01 Regular Agency Fund
(e.g. UACS Fund Cluster: 01-Regular Agency Fund, 02-Foreign Assisted Projects Fund, 03-Special Account-Locally Funded/Domestic Grants Fund, and 04-Special Account-Foreign Assisted/Foreign Grants Fund)

Current Year Appropriations
Supplemental
X Continuing Appropriations

Table with 25 columns: Particulars, UACS CODE, Appropriations (Authorized, Adjusted), Allotments (Received, Adjusted, Transfer To, Transfer From, Adjusted Allotments), Obligations (1st-4th Quarter, TOTAL), Disbursements (1st-4th Quarter, TOTAL), Balances (Unreleased, Unobligated, Unpaid Obligations).


Other Maintenance and Operating Expenses	5029900000	1,142,654.66	0.00	1,142,654.66	1,142,654.66	0.00	0.00	0.00	1,142,654.66	499,000.00	297,566.44	30,000.00	1,271,266.00	2,097,834.44	428,500.00	270,998.02	30,000.00	988,330.00	1,717,828.02	0.00	-955,179.79	0.00	380,006.42
Printing and Publication Expenses	5029902000	1,142,654.66	0.00	1,142,654.66	1,142,654.66	0.00	0.00	0.00	1,142,654.66	500.00	0.00	0.00	360.00	860.00	500.00	0.00	0.00	0.00	500.00	0.00	1,141,794.66	0.00	360.00
Representation Expenses	5029903000	0.00	0.00	0.00	0.00	0.00	0.00	0.00	0.00	35,000.00	0.00	30,000.00	167,000.00	232,000.00	35,000.00	0.00	30,000.00	167,000.00	232,000.00	0.00	-232,000.00	0.00	0.00
Transportation and Delivery Expenses	5029904000	0.00	0.00	0.00	0.00	0.00	0.00	0.00	0.00	8,000.00	0.00	0.00	637,408.00	645,408.00	8,000.00	0.00	0.00	572,830.00	580,830.00	0.00	-645,408.00	0.00	64,578.00
Rent/Lease Expenses	5029905000	0.00	0.00	0.00	0.00	0.00	0.00	0.00	0.00	5,000.00	297,566.44	0.00	0.00	302,566.44	5,000.00	270,998.02	0.00	0.00	275,996.02	0.00	-302,566.44	0.00	26,566.42
Rents - Building and Structures	5029905001	0.00	0.00	0.00	0.00	0.00	0.00	0.00	0.00	0.00	297,566.44	0.00	0.00	297,566.44	0.00	270,998.02	0.00	0.00	270,998.02	0.00	-297,566.44	0.00	26,566.42
Rents - Motor Vehicles	5029905003	0.00	0.00	0.00	0.00	0.00	0.00	0.00	0.00	5,000.00	0.00	0.00	0.00	5,000.00	5,000.00	0.00	0.00	0.00	5,000.00	0.00	-5,000.00	0.00	0.00
Other Maintenance and Operating Expenses	5029999000	0.00	0.00	0.00	0.00	0.00	0.00	0.00	0.00	450,500.00	0.00	0.00	466,500.00	917,000.00	380,000.00	0.00	0.00	248,500.00	628,500.00	0.00	-917,000.00	0.00	288,500.00
Other Maintenance and Operating Expenses	5029999099	0.00	0.00	0.00	0.00	0.00	0.00	0.00	0.00	0.00	0.00	0.00	466,500.00	917,000.00	380,000.00	0.00	0.00	248,500.00	628,500.00	0.00	-917,000.00	0.00	288,500.00
Capital Outlays		5,992,220.42	(2,392,000.00)	3,600,220.42	5,992,220.42	(2,392,000.00)	0.00	0.00	3,600,220.42	133,000.80	154,698.00	1,786,999.99	1,479,979.00	3,554,677.79	0.00	0.00	263,410.61	80,400.00	343,810.61	0.00	45,542.63	0.00	3,210,867.18
Property, Plant and Equipment Outlay	5060400000	5,992,220.42	(2,392,000.00)	3,600,220.42	5,992,220.42	(2,392,000.00)	0.00	0.00	3,600,220.42	133,000.80	154,698.00	1,786,999.99	1,479,979.00	3,554,677.79	0.00	0.00	263,410.61	80,400.00	343,810.61	0.00	45,542.63	0.00	3,210,867.18
Buildings and Other Structures	5060404000	3,616.90	0.00	3,616.90	3,616.90	0.00	0.00	0.00	3,616.90	0.00	0.00	0.00	0.00	3,616.90	0.00	0.00	0.00	0.00	3,616.90	0.00	0.00	0.00	0.00
Buildings	5060404001	3,616.90	0.00	3,616.90	3,616.90	0.00	0.00	0.00	3,616.90	0.00	0.00	0.00	0.00	3,616.90	0.00	0.00	0.00	0.00	3,616.90	0.00	0.00	0.00	0.00
Machinery and Equipment Outlay	5060405000	5,889,911.52	(2,392,000.00)	3,497,911.52	5,889,911.52	(2,392,000.00)	0.00	0.00	3,497,911.52	133,000.80	0.00	1,786,999.99	1,479,979.00	3,399,979.79	0.00	0.00	117,000.00	80,400.00	197,400.00	0.00	97,931.73	0.00	3,202,579.79
Office Equipment	5060405002	119,368.02	0.00	119,368.02	119,368.02	0.00	0.00	0.00	119,368.02	133,000.80	0.00	0.00	23,819.00	156,819.80	0.00	0.00	0.00	0.00	0.00	0.00	-37,451.78	0.00	156,819.80
Information and Communication Technology	5060405003	711,133.50	0.00	711,133.50	711,133.50	0.00	0.00	0.00	711,133.50	0.00	0.00	0.00	1,276,760.00	1,276,760.00	0.00	0.00	0.00	0.00	0.00	0.00	-565,628.50	0.00	1,276,760.00
Agricultural and Forestry Equipment	5060405004	1,517,400.00	(400,000.00)	1,117,400.00	1,517,400.00	(400,000.00)	0.00	0.00	1,117,400.00	0.00	0.00	1,037,000.00	80,400.00	1,117,400.00	0.00	0.00	117,000.00	80,400.00	197,400.00	0.00	0.00	0.00	920,000.00


Department: Department of Agriculture (DA)  
 Agency/Entity: Philippine Fiber Industry Development Authority  
 Operating Unit: < not applicable >  
 Organization Code: 05 012 0000000  
 Fund Cluster: 01 Regular Agency Fund

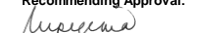
	Current Year Appropriations
	Supplemental
X	Continuing Appropriations

(e.g. UACS Fund Cluster: 01-Regular Agency Fund, 02-Foreign Assisted Projects Fund, 03-Special Account-Locally Funded/Domestic Grants Fund, and 04-Special Account-Foreign Assisted/Foreign Grants Fund)

Particulars	UACS CODE	Appropriations			Allotments			Obligations				Disbursements				Balances								
		Authorized Appropriations	Adjustments (Transfer To/From, Modifications/Augmentations)	Adjusted Appropriations	Allotments Received	Adjustments (Reductions, Modifications/Augmentations)	Transfer To	Transfer From	Adjusted Allotments	1st Quarter Ending March 31	2nd Quarter Ending June 30	3rd Quarter Ending Sept. 30	4th Quarter Ending Dec. 31	TOTAL	1st Quarter Ending March 31	2nd Quarter Ending June 30	3rd Quarter Ending Sept. 30	4th Quarter Ending Dec. 31	TOTAL	Unreleased Appropriations	Unobligated Allotments	Unpaid Obligations (15-20)=(23+24)		
1	2	3	4	5=(3+4)	6	7	8	9	10=[(6+(-)7)-8+9]	11	12	13	14	15=(11+12+13+14)	16	17	18	19	20=(16+17+18+19)	21=(5-10)	22=(10-15)	23	24	
ICT Software	5060405915	3,542,010.00	(1,992,000.00)	1,550,010.00	3,542,010.00	(1,992,000.00)	0.00	0.00	1,550,010.00	0.00	0.00	749,999.99	0.00	749,999.99	0.00	0.00	0.00	0.00	0.00	0.00	0.00	800,010.01	0.00	749,999.99
Transportation Equipment Outlay	5060406000	98,692.00	0.00	98,692.00	98,692.00	0.00	0.00	0.00	98,692.00	0.00	154,698.00	0.00	0.00	154,698.00	0.00	0.00	146,410.61	0.00	146,410.61	0.00	-56,006.00	0.00	8,287.39	
Motor Vehicles	5060406001	98,692.00	0.00	98,692.00	98,692.00	0.00	0.00	0.00	98,692.00	0.00	154,698.00	0.00	0.00	154,698.00	0.00	0.00	146,410.61	0.00	146,410.61	0.00	-56,006.00	0.00	8,287.39	
Other Machinery Equipment	5060405099	0.00	0.00	0.00	0.00	0.00	0.00	0.00	0.00	0.00	0.00	99,000.00	0.00	99,000.00	0.00	0.00	0.00	0.00	0.00	0.00	-99,000.00	0.00	99,000.00	
GRAND TOTAL		49,207,160.33	(10,019,226.00)	39,187,934.33	49,207,160.33	(10,019,226.00)	0.00	0.00	39,187,934.33	2,433,564.20	787,519.94	6,062,279.06	25,537,960.29	34,821,323.49	1,814,116.41	556,753.52	4,529,618.03	4,899,697.19	11,800,185.15	0.00	4,366,610.84	0.00	23,021,138.34	

Certified Correct:  
  
 FLORENCIA G. TORIO  
 Budget Officer

Certified Correct:  
  
 HONESTO T. BUZO JR.  
 Chief Accountant

Recommending Approval:  
  
 RHISA V. REGENIA  
 Chief Administrative Officer

Approved By:  
  
 KENNETH T. COSTALES  
 Executive Director III