

STATEMENT OF APPROPRIATIONS, ALLOTMENTS, OBLIGATIONS, DISBURSEMENTS AND BALANCES
As at the Quarter Ending December 31, 2020

Department: Department of Agriculture (DA)
 Agency: Philippine Fiber Industry Development Authority
 Operating Unit: < not applicable >
 Organization Code: 05 012 0000000
 Fund Cluster: 01 Regular Agency Fund
 (e.g. UACS Fund Cluster: 01-Regular Agency Fund, 02-Foreign Assisted Projects Fund, 03-Special Account-Locally Funded/Domestic Grants Fund, and 04-Special Account-Foreign Assisted/Foreign Grants Fund)

	Current Year
	Supplemental
X	Continuing Appropriations


Particulars	UACS CODE	Appropriations			Allotments			Current Year Obligations							Current Year Disbursements					Balances			
		Authorized Appropriations	Adjustments (Transfer To/From, Realignment)	Adjusted Appropriations	Allotments Received	Adjustments (Withdrawal, Realignment)	Transfer To	Transfer From	Adjusted Total Allotments	1st Quarter Ending March 31	2nd Quarter Ending June 30	3rd Quarter Ending Sept. 30	4th Quarter Ending Dec. 31	TOTAL	1st Quarter Ending March 31	2nd Quarter Ending June 30	3rd Quarter Ending Sept. 30	4th Quarter Ending Dec. 31	TOTAL	Unreleased Apppro	Unobligated Allotments	Unpaid Obligations (15-20)=(23+24)	
		3	4	5=(3+4)	6	7	8	9	10=([6-]-)+9	11	12	13	14	15=(11+12+13+14)	16	17	18	19	20=(16+17+18+19)	21=(5-10)	22=(10-15)	23	24
L. Continuing Appropriations		49,207,160.33	(10,019,226.00)	39,187,934.33	49,207,160.33	(10,019,226.00)	0.00	0.00	39,187,934.33	2,433,564.20	787,519.94	6,062,279.06	25,537,960.29	9,283,363.20	1,810,116.41	560,753.52	4,529,618.03	4,899,697.19	11,800,185.15	0.00	29,904,571.13	0.00	-2,516,821.95
I. Agency Specific Budget		49,207,160.33	(10,019,226.00)	39,187,934.33	49,207,160.33	(10,019,226.00)	0.00	0.00	39,187,934.33	2,433,564.20	787,519.94	6,062,279.06	25,537,960.29	34,821,323.49	1,810,116.41	560,753.52	4,529,618.03	4,899,697.19	11,800,185.15	0.00	4,366,610.84	0.00	23,021,138.34
General Administration and Support	1000000000000000	2,597.06	(2,596.00)	1.06	2,597.06	(2,596.00)	0.00	0.00	1.06	0.00	0.00	0.00	0.00	0.00	0.00	0.00	0.00	0.00	0.00	0.00	1.06	0.00	0.00
General Management and Supervision	100000100001000	2,596.35	(2,596.00)	0.35	2,596.35	(2,596.00)	0.00	0.00	0.35	0.00	0.00	0.00	0.00	0.00	0.00	0.00	0.00	0.00	0.00	0.00	0.35	0.00	0.00
MOOE		2,596.35	(2,596.00)	0.35	2,596.35	(2,596.00)	0.00	0.00	0.35	0.00	0.00	0.00	0.00	0.00	0.00	0.00	0.00	0.00	0.00	0.00	0.35	0.00	0.00
Administration of Personnel Benefits	100000100002000	0.71	0.00	0.71	0.71	0.00	0.00	0.00	0.71	0.00	0.00	0.00	0.00	0.00	0.00	0.00	0.00	0.00	0.00	0.00	0.71	0.00	0.00
PS		0.71	0.00	0.71	0.71	0.00	0.00	0.00	0.71	0.00	0.00	0.00	0.00	0.00	0.00	0.00	0.00	0.00	0.00	0.00	0.71	0.00	0.00
Sub-Total, General Administration and Support		2,597.06	(2,596.00)	1.06	2,597.06	(2,596.00)	0.00	0.00	1.06	0.00	0.00	0.00	0.00	0.00	0.00	0.00	0.00	0.00	0.00	0.00	1.06	0.00	0.00
PS		0.71	0.00	0.71	0.71	0.00	0.00	0.00	0.71	0.00	0.00	0.00	0.00	0.00	0.00	0.00	0.00	0.00	0.00	0.00	0.71	0.00	0.00
MOOE		2,596.35	(2,596.00)	0.35	2,596.35	(2,596.00)	0.00	0.00	0.35	0.00	0.00	0.00	0.00	0.00	0.00	0.00	0.00	0.00	0.00	0.00	0.35	0.00	0.00
FinEx (if Applicable)		0.00	0.00	0.00	0.00	0.00	0.00	0.00	0.00	0.00	0.00	0.00	0.00	0.00	0.00	0.00	0.00	0.00	0.00	0.00	0.00	0.00	0.00
CO		0.00	0.00	0.00	0.00	0.00	0.00	0.00	0.00	0.00	0.00	0.00	0.00	0.00	0.00	0.00	0.00	0.00	0.00	0.00	0.00	0.00	0.00
Support to Operations	2000000000000000	99,777.25	(99,777.00)	0.25	99,777.25	(99,777.00)	0.00	0.00	0.25	0.00	0.00	0.00	0.00	0.00	0.00	0.00	0.00	0.00	0.00	0.00	0.25	0.00	0.00
Formulation and Monitoring of Policies, Plans and Programs	200000100001000	99,777.25	(99,777.00)	0.25	99,777.25	(99,777.00)	0.00	0.00	0.25	0.00	0.00	0.00	0.00	0.00	0.00	0.00	0.00	0.00	0.00	0.00	0.25	0.00	0.00
MOOE		99,777.25	(99,777.00)	0.25	99,777.25	(99,777.00)	0.00	0.00	0.25	0.00	0.00	0.00	0.00	0.00	0.00	0.00	0.00	0.00	0.00	0.00	0.25	0.00	0.00
Sub-Total, Support to Operations		99,777.25	(99,777.00)	0.25	99,777.25	(99,777.00)	0.00	0.00	0.25	0.00	0.00	0.00	0.00	0.00	0.00	0.00	0.00	0.00	0.00	0.00	0.25	0.00	0.00
PS		0.00	0.00	0.00	0.00	0.00	0.00	0.00	0.00	0.00	0.00	0.00	0.00	0.00	0.00	0.00	0.00	0.00	0.00	0.00	0.00	0.00	0.00
MOOE		99,777.25	(99,777.00)	0.25	99,777.25	(99,777.00)	0.00	0.00	0.25	0.00	0.00	0.00	0.00	0.00	0.00	0.00	0.00	0.00	0.00	0.00	0.25	0.00	0.00
FinEx (if Applicable)		0.00	0.00	0.00	0.00	0.00	0.00	0.00	0.00	0.00	0.00	0.00	0.00	0.00	0.00	0.00	0.00	0.00	0.00	0.00	0.00	0.00	0.00
CO		0.00	0.00	0.00	0.00	0.00	0.00	0.00	0.00	0.00	0.00	0.00	0.00	0.00	0.00	0.00	0.00	0.00	0.00	0.00	0.00	0.00	0.00
Operations	3000000000000000	49,104,786.02	(9,916,853.00)	39,187,933.02	49,104,786.02	(9,916,853.00)	0.00	0.00	39,187,933.02	2,433,564.20	787,519.94	6,062,279.06	25,537,960.29	34,821,323.49	1,810,116.41	560,753.52	4,529,618.03	4,899,697.19	11,800,185.15	0.00	4,366,609.53	0.00	23,021,138.34
OO: Productivity in the fiber industry increased		49,104,786.02	(9,916,853.00)	39,187,933.02	49,104,786.02	(9,916,853.00)	0.00	0.00	39,187,933.02	2,433,564.20	787,519.94	6,062,279.06	25,537,960.29	34,821,323.49	1,810,116.41	560,753.52	4,529,618.03	4,899,697.19	11,800,185.15	0.00	4,366,609.53	0.00	23,021,138.34
FIBER DEVELOPMENT PROGRAM		47,944,498.23	(9,873,731.00)	38,070,767.23	47,944,498.23	(9,873,731.00)	0.00	0.00	38,070,767.23	2,081,285.64	786,419.94	5,671,182.80	25,166,272.49	33,705,160.87	1,513,103.54	555,653.52	4,515,318.03	4,814,588.31	11,398,663.40	0.00	4,365,606.36	0.00	22,306,497.47
Production Support Services	3101000100001000	38,265,253.17	(6,362,329.00)	31,902,924.17	38,265,253.17	(6,362,329.00)	0.00	0.00	31,902,924.17	1,066,859.25	309,013.00	4,840,800.00	22,326,377.84	27,583,050.09	106,859.25	284,655.50	3,918,228.57	3,854,153.88	8,163,897.20	0.00	4,319,874.08	0.00	19,419,152.89
MOOE		38,265,253.17	(6,362,329.00)	31,902,924.17	38,265,253.17	(6,362,329.00)	0.00	0.00	31,902,924.17	1,066,859.25	309,013.00	4,840,800.00	22,326,377.84	27,583,050.09	106,859.25	284,655.50	3,918,228.57	3,854,153.88	8,163,897.20	0.00	4,319,874.08	0.00	18,499,152.89
CO		1,517,400.00	(400,000.00)	1,117,400.00	1,517,400.00	(400,000.00)	0.00	0.00	1,117,400.00	0.00	0.00	1,037,000.00	80,400.00	0.00	0.00	0.00	0.00	80,400.00	197,400.00	0.00	-	0.00	920,000.00
Extension Support, Education and Training Services	310100100002000	9,547,048.99	(3,510,000.00)	6,037,048.99	9,547,048.99	(3,510,000.00)	0.00	0.00	6,037,048.99	1,974,426.39	477,406.94	822,573.75	2,740,894.65	6,015,301.73	1,406,244.29	270,998.02	597,089.46	879,229.43	3,153,561.20	0.00	21,747.28	0.00	2,861,740.53
PS		1,355.09	0.00	1,355.09	1,355.09	0.00	0.00	0.00	1,355.09	0.00	0.00	1,355.09	0.00	1,355.09	0.00	0.00	1,355.09	0.00	0.00	0.00	0.00	0.00	0.00


Department: Department of Agriculture (DA)
 Agency: Philippine Fiber Industry Development Authority
 Operating Unit: < not applicable >
 Organization Code: 05 012 0000000
 Fund Cluster: 01 Regular Agency Fund
 (e.g. UACS Fund Cluster: 01-Regular Agency Fund, 02-Foreign Assisted Projects Fund, 03-Special Account-Locally Funded/Domestic Grants Fund, and 04-Special Account-Foreign Assisted/Foreign Grants Fund)

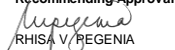
	Current Year
	Supplemental
X	Continuing Appropriations

Particulars	UACS CODE	Appropriations			Allotments			Current Year Obligations							Current Year Disbursements					Balances				
		Authorized Appropriations	Adjustments (Transfer To/From, Realignment)	Adjusted Appropriations	Allotments Received	Adjustments (Withdrawal, Realignment)	Transfer To	Transfer From	Adjusted Total Allotments	1st Quarter Ending March 31	2nd Quarter Ending June 30	3rd Quarter Ending Sept. 30	4th Quarter Ending Dec. 31	TOTAL	1st Quarter Ending March 31	2nd Quarter Ending June 30	3rd Quarter Ending Sept. 30	4th Quarter Ending Dec. 31	TOTAL	Unreleased Apppro	Unobligated Allotments	Unpaid Obligations (15-20)=(23+24)		
		3	4	5=(3+4)	6	7	8	9	10=([6-]-)+9	11	12	13	14	15=(11+12+13+14)	16	17	18	19	20=(16+17+18+19)	21=(5-10)	22=(10-15)	23	24	
MOOE		5,193,858.40	(1,518,000.00)	3,675,858.40	5,193,858.40	(1,518,000.00)	0.00	0.00	3,675,858.40	1,841,425.59	322,708.94	71,218.67	1,440,315.65	3,675,668.85	1,406,244.29	270,998.02	449,323.76	879,229.43	3,005,795.50	0.00	189.55	0.00	669,873.35	
CO		4,351,835.50	(1,992,000.00)	2,359,835.50	4,351,835.50	(1,992,000.00)	0.00	0.00	2,359,835.50	133,000.80	154,698.00	749,999.99	1,300,579.00	2,338,277.79	0.00	0.00	146,410.61	0.00	146,410.61	0.00	21,557.71	0.00	2,191,867.18	
Research and Development	310100100003000	132,196.07	(1,402.00)	130,794.07	132,196.07	(1,402.00)	0.00	0.00	130,794.07	0.00	0.00	7,809.05	99,000.00	106,809.05	0.00	0.00	0.00	81,205.00	81,205.00	0.00	23,985.02	0.00	25,604.05	
PS		7,809.05	0.00	7,809.05	7,809.05	0.00	0.00	0.00	7,809.05	0.00	0.00	7,809.05	0.00	7,809.05	0.00	0.00	0.00	0.00	0.00	0.00	0.00	-	0.00	7,809.05
MOOE		1,402.10	(1,402.00)	0.10	1,402.10	(1,402.00)	0.00	0.00	0.10	0.00	0.00	0.00	0.00	-	0.00	0.00	0.00	81,205.00	81,205.00	0.00	0.10	0.00	-81,205.00	
CO		122,984.92	0.00	122,984.92	122,984.92	0.00	0.00	0.00	122,984.92	0.00	0.00	0.00	99,000.00	99,000.00	0.00	0.00	0.00	0.00	0.00	0.00	23,984.92	0.00	99,000.00	
FIBER INDUSTRY REGULATORY PROGRAM		1,160,287.79	(43,122.00)	1,117,165.79	1,160,287.79	(43,122.00)	0.00	0.00	1,117,165															

PS	462,009.40	0.00	462,009.40	462,009.40	0.00	0.00	0.00	462,009.40	76,049.00	0.00	385,960.40	0	462,009.40	20,783.31	4,000.00	1,355.00		26,138.40	0.00		0.00	435,871.00
MOOE	42,650,556.20	(7,524,853.00)	35,125,703.20	42,650,556.20	(7,524,853.00)	0.00	0.00	35,125,703.20	2,224,514.40	632,821.94	3,889,318.67	24,057,981.29	30,804,636.30	1,789,333.10	556,753.52	4,264,852.33	4,819,297.19	11,430,236.14	0.00	4,321,066.90	0.00	19,374,400.15
FinEx (if Applicable)	0.00	0.00	0.00	0.00	0.00	0.00	0.00	0.00	0.00	0.00	0.00	0.00	-	0.00	0.00	0.00	0.00	-	0.00	-	0.00	0.00
CO	5,992,220.42	(2,392,000.00)	3,600,220.42	5,992,220.42	(2,392,000.00)	0.00	0.00	3,600,220.42	133,000.80	154,698.00	1,786,999.99	1,479,979.00	3,554,677.79	0.00	0.00	263,410.61	80,400.00	343,810.61	0.00	45,542.63	0.00	3,210,867.18
GRAND TOTAL	49,207,160.33	(10,019,226.00)	39,187,934.33	49,207,160.33	(10,019,226.00)	0.00	0.00	39,187,934.33	2,433,564.20	787,519.94	6,062,279.06	25,537,960.29	34,821,323.49	1,810,116.41	560,753.52	4,529,618.03	4,899,697.19	11,800,185.15	0.00	4,366,610.84	0.00	23,021,138.34
PS	462,010.11	0.00	462,010.11	462,010.11	0.00	0.00	0.00	462,010.11	76,049.00	0.00	385,960.40	0.00	462,009.40	20,783.31	4,000.00	1,355.00	0.00	26,138.40	0.00	0.71	0.00	435,871.00
MOOE	42,752,929.80	(7,627,226.00)	35,125,703.80	42,752,929.80	(7,627,226.00)	0.00	0.00	35,125,703.80	2,224,514.40	632,821.94	3,889,318.67	24,057,981.29	30,804,636.30	1,789,333.10	556,753.52	4,264,852.33	4,819,297.19	11,430,236.14	0.00	4,321,067.50	0.00	19,374,400.15
FinEx (if Applicable)	0.00	0.00	0.00	0.00	0.00	0.00	0.00	0.00	0.00	0.00	0.00	0.00	-	0.00	0.00	0.00	0.00	-	0.00	-	0.00	0.00
CO	5,992,220.42	(2,392,000.00)	3,600,220.42	5,992,220.42	(2,392,000.00)	0.00	0.00	3,600,220.42	133,000.80	154,698.00	1,786,999.99	1,479,979.00	3,554,677.79	0.00	0.00	263,410.61	80,400.00	343,810.61	0.00	45,542.63	0.00	3,210,867.18

Certified Correct:

FLORENCIA G. TORIO
 Budget Officer

Certified Correct:

HONESTO C. SABIDO JR.
 Chief Accountant

Recommending Approval:

RHISA V. REGENIA
 Chief Administrative Officer

Approved By:

KENNEDY T. COSTALES
 Executive Director III