

QUARTERLY PHYSICAL REPORT OF OPERATION

As of June 30, 2023

Department : Department of Agriculture (DA)
 Agency/Entity : Philippine Fiber Industry Development Authority
 Operating Unit : < not applicable >
 Organization Code (UACS) : 05 012 0000000


Particulars	UACS CODE	Physical Target (Budget Year)					Physical Accomplishment (Budget Year)					Variance as of June 30, 2023	Remarks
		1st Quarter	2nd Quarter	3rd Quarter	4th Quarter	Total	1st Quarter	2nd Quarter	3rd Quarter	4th Quarter	Total		
1	2	3	4	5	6	7	8	9	10	11	12	13	14
FIBER DEVELOPMENT PROGRAM	3101000000000000												
OO : Productivity in the fiber industry increased													
Outcome Indicator													
1. Percentage increase in fiber production						10% increase within 5 years	Production for the quarter reached 8,549.49 MT for abaca and 2,614.75 MT for other fibercrops	Production for the quarter reached 12,703.02 MT for abaca and 4,889.34 MT for other fibercrops			The total abaca production for January to May reached 21,252.51 metric tons. Other fibercrops fiber production reached 7,504 MT for the January to May.		The baseline for production indicator, based on PSA data, stands at 62,404 MT. The current abaca production has reached 34% of the baseline production figure. Additionally, when considering all fibercrop production, it is currently at 46% of the baseline.
Output Indicators													
1. Number of beneficiaries of specific goods and services (planting materials, technical assistance)		1,111	2,343	2,148	1,171	6,773	1,798	1,884			3,682	1,798	The beneficiaries include those who received planting materials, farmers who were assisted in opening/rehabilitaion of fibercrop farms and those who attended training/s.
a. Individual		1,042	2,291	2,122	1,155	6,610	1,767	1,884			3,682	1,798	
b. Group		69	52	26	16	163	31	88			119	44	
2. Percentage of beneficiaries who rated the goods and services delivered as satisfactory or better the prescribed time frame		80%	80%	80%	80%	80%	99.11%	99.58%			99.58%		Total of 1,233 females and 1,800 males gave their feedback on the services provided by the agency. 83.07% of the respondents were very satisfied with the quality of goods and services provided and 16.51% were satisfied. Likewise, 81.16% of the respondents are very satisfied with the promptness of the delivery of the service and 17.64% are satisfied.
3. Percentage of goods and services delivered within		80%	80%	80%	80%	80%	99.16%	98.8%			98.8%		Total of 1,233 females and 1,800 males gave their feedback on the services provided by the agency. 81.16% of the respondents are very satisfied with the promptness of the delivery of the service and 17.64% are satisfied.

Particulars	UACS CODE	Physical Target (Budget Year)					Physical Accomplishment (Budget Year)					Variance as of June 30, 2023	Remarks
		1st Quarter	2nd Quarter	3rd Quarter	4th Quarter	Total	1st Quarter	2nd Quarter	3rd Quarter	4th Quarter	Total		
FIBER INDUSTRY REGULATORY PROGRAM	3102000000000000												
OO : Productivity in the fiber industry increased													
Outcome Indicator													
1. Percentage increase of Grading Bailing Establishment (GBEs) compliant with Output Indicators						10 % increase within 5 years	Total of 281 GBEs, Traders, Exporters are compliant with the PhilFIDA Standards	Total of 401 GBEs, Traders, Exporters are compliant with the PhilFIDA Standards			Total of 682 GBEs, Traders, Exporters are compliant with the PhilFIDA Standards		Baseline data is 1,074. As of Second Quarter of 2023, the accomplishment is at 63.5%
Output Indicators													
1. Number of Permit to Transport Fibers (PTFs) issued		1,335	1,621	1,690	1,248	5,894	1,617	1,691			3,308	2,586	
2. Number of Primary Certificate of Fiber Inspection (PCFI) issued		807	1,058	1,042	773	3,680	811	980			1,791	1,889	
3. Number of licenses issued		275	391	375	279	1,320	281	401			682	638	
4. Number of enforcement actions undertaken		2,731	3,559	3,447	2,630	12,367	3,354	3,409			6,763	5,604	
5. Number of sites and facilities monitored		331	414	394	302	1,441	363	397			686	755	


This report was generated using the Unified Reporting System on July 20, 2023 2:02 PM; Status : PENDING

Page 1 of 2


Prepared By:


 GRACE AURORA F. PASTORES
 OIC, Plannong Division
 Date: 7/20/23

In coordination with:


 LOUISE KATHLEEN A. BICCAY
 OIC, Budget Section
 Date: 7/20/23

Approved By:


 Atty. GENEVIEVE E. VELICARIA-GUEVARRA, CESE
 Assistant Secretary and Concurrent OIC Executive Director
 Date: 7/20/23