



QUARTERLY PHYSICAL REPORT OF OPERATION  
As of 2018 December 31

Department: Department of Agriculture (DA)  
 Appropriations: Current Year Appropriations  
 Agency: Philippine Fiber Industry Development Authority  
 Operating Unit: N/A  
 Organization Code (UACS): 050120000000  
 Report Status: PENDING

Particulars 1	UACS CODE 2	Physical Targets					Physical Accomplishments					Variance as of December 31 2018 13	Remarks 14
		Quarter 3	Quarter 4	Quarter 5	Quarter 6	Total 7=(3+4+5+6)	Quarter 8	Quarter 9	Quarter 10	Quarter 11	Total 11)		
Part A													
I. Operations													
OO : Productivity in the fiber industry increased													
<b>FIBER DEVELOPMENT PROGRAM</b>	3101000000000000												
<b>Outcome Indicator</b>													
1. Percentage increase in fiber production						10% increase within 5 years	11,492	19,842	23,695	15,472.71	70,501.71	-1,444.33	Baseline is 2017 production which is 71,946.04 metric tons. Reported production is January to November only.
<b>Output Indicators</b>													
1. Number of beneficiaries of specific goods and services (planting materials, technical assistance)		634	2111	2663	1463		1,465	2,726	7,714	4,509	16,414	10,506	
a. Individual		625	2097	2644	1451	5,858	1,456	2,712	7,697	4,441	16,306	10,448	
b. Group		9	14	19	12	50	9	14	17	68	108	58	
2. Percentage of beneficiaries who rated the goods and services delivered as satisfactory or better		80%	80%	80%	80%	80%					100%		
3. Percentage of goods and services delivered within the prescribed time frame		80%	80%	80%	80%	80%					100%		
<b>FIBER INDUSTRY REGULATORY PROGRAM</b>	3102000000000000												
<b>Outcome Indicator</b>													
1. Percentage increase of Grading Baling						10% increase within 5 years			1,008	354	1,362	151	
Establishment (GBEs) compliant with Quality Standards set by PhilFIDA													
<b>Output Indicators</b>													
1. Number of Permit to Transport Fibers (PTFs) issued		1050	1235	1190	1095	4,329	1,036	1,798	566	2,855	6,255	1,926	
2. Number of Primary Certificate of Fiber Inspection (PCFI) issued		730	855	825	760	1,201	560	922	1,057	905	3,444	2,243	
3. Number of licenses issued		306	352	280	221	1,159	232	443	353	315	1,343	184	
4. Number of enforcement actions undertaken		1432	1512	1562	1494	6,000	1,585	2,537	2,483	2,726	9,331	3,331	

5. Number of sites and facilities monitored		323	352	276	218	1,225	224	481	353	304	1,362	137	
---------------------------------------------	--	-----	-----	-----	-----	-------	-----	-----	-----	-----	-------	-----	--


Prepared By:

  
IMELDA D. MARBELLA  
 OIC, Planning Division  


In coordination with:

  
FLORENCIA S. TORIO  
 Head, Budget Section

Approved By:

  
KENNEDY T. COSTALES  
 Executive Director III  
