
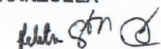



Particulars	UACS CODE	Physical Targets					Physical Accomplishments					Variance as of December 31 2017	Remarks
		1st Quarter	2nd Quarter	3rd Quarter	4th Quarter	Total	1st Quarter	2nd Quarter	3rd Quarter	4th Quarter	Total		
% of submitted reports that resulted in the issuance of notice of violations and penalties imposed						6%	0%	0%	0%	0%	0%		
Timeliness													
% of sites and products that have been inspected more than twice in the last 2 years						100%	100%	100%	100%	100%	100%		
Enforcement													
Quantity													
Number of enforcement actions undertaken		1,430	1,510	1,570	1,490	6,000	2,647	3,171	1,462	2,018	9,298	3,298	Increase in the enforcement actions undertaken is due to the increase in the request of the establishments to conduct inspection by the fiber inspector.
Quality													
% of submitted reports that resulted in the issuance of violations and/or cases filed/litigated						6%	0%	0%	0%	0%	0%		
Timeliness													
% of permit/license holders or accredited agencies with 2 or more violations						5%	0%	0%	0%	0%	0%		


Prepared By:


ENGR. RAMON M. BRANZUELA
 Chief Planning Officer
 Date: 

In coordination with:


FLORENCIA G. TORIO
 Head, Budget Section
 Date:

Approved By:


KENNEDY T. COSTALES
 Executive Director III
 Date: