

FY 2023 FINANCIAL PLAN  
(In Thousand Pesos)

Department : Department of Agriculture (DA)  
 Agency : Philippine Fiber Industry Development Authority  
 Operating Unit : < not applicable >  
 Organization Code (UACS) : 05 012 0000000

Particulars	UACS CODE	Current Year's Obligation			Budget Year Obligation Program										
		Actual Jan.1 - Sept.30	Estimate Oct.1 - Dec.31	Total	Total	COMPREHENSIVE RELEASE					FOR LATER RELEASE				
						Q1	Q2	Q3	Q4	Sub Total	Q1	Q2	Q3	Q4	Sub Total
1	2	3	4	5=3+4	6=11+16	7	8	9	10	11=7+8+9+1	12	13	14	15	16=12+13+14
I. Budget Year / Appropriations		277,371	76,009	353,380	415,472	93,621	146,215	95,469	80,167	415,472	0	0	0	0	0
General Administration and Support	1000000000000000	65,501	12,792	78,293	85,953	19,089	23,759	20,136	22,969	85,953	0	0	0	0	0
General Management and Supervision	100000100001000	65,501	12,792	78,293	77,622	15,200	23,435	17,585	21,402	77,622	0	0	0	0	0
PS		38,262	10,430	48,692	48,695	10,339	13,833	10,353	14,170	48,695	0	0	0	0	0
MOOE		27,189	2,362	29,551	28,927	4,861	9,602	7,232	7,232	28,927	0	0	0	0	0
FinEx		50	0	50	0	0	0	0	0	0	0	0	0	0	0
Administration of Personnel Benefits	100000100002000	0	0	0	8,331	3,889	324	2,551	1,567	8,331	0	0	0	0	0
PS		0	0	0	8,331	3,889	324	2,551	1,567	8,331	0	0	0	0	0
Support to Operations	2000000000000000	11,794	2,459	14,253	14,036	2,961	4,188	3,420	3,467	14,036	0	0	0	0	0
Formulation and Monitoring of Policies, Plans and Programs	200000100001000	11,794	2,459	14,253	14,036	2,961	4,188	3,420	3,467	14,036	0	0	0	0	0
PS		8,056	1,678	9,734	10,741	2,271	3,065	2,271	3,134	10,741	0	0	0	0	0
MOOE		3,738	781	4,519	3,295	690	1,123	1,149	333	3,295	0	0	0	0	0
Operations	3000000000000000	200,076	60,758	260,834	315,483	71,571	118,268	71,913	53,731	315,483	0	0	0	0	0
OO : Productivity in the fiber industry increased	3100000000000000	200,076	60,758	260,834	315,483	71,571	118,268	71,913	53,731	315,483	0	0	0	0	0
FIBER DEVELOPMENT PROGRAM	3101000000000000	156,869	50,113	206,982	260,984	59,978	102,742	59,784	38,480	260,984	0	0	0	0	0
Production Support Services	310100100001000	53,934	34,996	88,930	130,276	34,299	52,716	31,815	11,446	130,276	0	0	0	0	0
MOOE		47,934	7,996	55,930	122,276	34,299	48,716	27,815	11,446	122,276	0	0	0	0	0
CO		6,000	27,000	33,000	8,000	0	4,000	4,000	0	8,000	0	0	0	0	0
Extension Support, Education and Training Services	310100100002000	51,790	8,774	60,564	65,257	14,479	21,123	14,043	15,612	65,257	0	0	0	0	0
PS		39,007	8,666	47,673	50,257	10,570	14,370	10,571	14,746	50,257	0	0	0	0	0
MOOE		12,783	108	12,891	13,765	3,909	5,518	3,472	866	13,765	0	0	0	0	0
CO		0	0	0	1,235	0	1,235	0	0	1,235	0	0	0	0	0
Research and Development	310100100003000	51,145	6,343	57,488	45,451	11,200	13,928	10,026	10,297	45,451	0	0	0	0	0
PS		27,340	4,378	31,718	25,992	5,499	7,422	5,501	7,570	25,992	0	0	0	0	0
MOOE		15,273	497	15,770	19,459	5,701	6,506	4,525	2,727	19,459	0	0	0	0	0
CO		8,532	1,468	10,000	0	0	0	0	0	0	0	0	0	0	0
Project(s)		0	0	0	20,000	0	14,975	3,900	1,125	20,000	0	0	0	0	0
Locally-Funded Project(s)		0	0	0	20,000	0	14,975	3,900	1,125	20,000	0	0	0	0	0


This report was generated using the Unified Reporting System on January 19, 2023 2:21 PM; BED Level: 03 - GAA Level; Status : SUBMITTED

Department : Department of Agriculture (DA)  
 Agency : Philippine Fiber Industry Development Authority  
 Operating Unit : < not applicable >  
 Organization Code (UACS) : 05 012 0000000


Particulars	UACS CODE	Current Year's Obligation			Budget Year Obligation Program										
		Actual Jan.1 - Sept.30	Estimate Oct.1 - Dec.31	Total	Total	COMPREHENSIVE RELEASE					FOR LATER RELEASE				
						Q1	Q2	Q3	Q4	Sub Total	Q1	Q2	Q3	Q4	Sub Total
1	2	3	4	5=3+4	6=11+16	7	8	9	10	11=7+8+9+1	12	13	14	15	16=12+13+14
Establishment of weaving and processing centers	310100200014000	0	0	0	20,000	0	14,975	3,900	1,125	20,000	0	0	0	0	0

MOOE		0	0	0	12,000	0	7,425	3,450	1,125	12,000	0	0	0	0	0
CO		0	0	0	8,000	0	7,550	450	0	8,000	0	0	0	0	0
FIBER INDUSTRY REGULATORY PROGRAM	3102000000000000	43,207	10,645	53,852	54,499	11,593	15,526	12,129	15,251	54,499	0	0	0	0	0
Quality Control and Inspection	310200100001000	32,758	8,373	41,131	41,446	8,825	11,802	9,259	11,560	41,446	0	0	0	0	0
PS		26,383	7,145	33,528	33,487	7,047	9,574	7,047	9,819	33,487	0	0	0	0	0
MOOE		6,375	1,228	7,603	7,959	1,778	2,228	2,212	1,741	7,959	0	0	0	0	0
Registration and Licensing	310200100002000	10,449	2,272	12,721	13,053	2,768	3,724	2,870	3,691	13,053	0	0	0	0	0
PS		9,187	1,521	10,708	11,068	2,325	3,167	2,323	3,253	11,068	0	0	0	0	0
MOOE		1,262	751	2,013	1,985	443	557	547	438	1,985	0	0	0	0	0
II. Automatic Appropriations		12,287	4,484	16,771	16,600	4,150	4,150	4,150	4,150	16,600	0	0	0	0	0
Retirement and Life Insurance Premiums		12,287	4,484	16,771	16,600	4,150	4,150	4,150	4,150	16,600	0	0	0	0	0
General Administration and Support	1000000000000000	3,011	1,343	4,354	4,364	1,091	1,091	1,091	1,091	4,364	0	0	0	0	0
General Management and Supervision	100000100001000	3,011	1,343	4,354	4,364	1,091	1,091	1,091	1,091	4,364	0	0	0	0	0
PS		3,011	1,343	4,354	4,364	1,091	1,091	1,091	1,091	4,364	0	0	0	0	0
Support to Operations	2000000000000000	709	202	911	997	249	249	249	250	997	0	0	0	0	0
Formulation and Monitoring of Policies, Plans and Programs	200000100001000	709	202	911	997	249	249	249	250	997	0	0	0	0	0
PS		709	202	911	997	249	249	249	250	997	0	0	0	0	0
Operations	3000000000000000	8,567	2,939	11,506	11,239	2,810	2,810	2,810	2,809	11,239	0	0	0	0	0
OO : Productivity in the fiber industry increased	3100000000000000	8,567	2,939	11,506	11,239	2,810	2,810	2,810	2,809	11,239	0	0	0	0	0
FIBER DEVELOPMENT PROGRAM	3101000000000000	5,467	1,943	7,410	7,106	1,777	1,776	1,777	1,776	7,106	0	0	0	0	0
Extension Support, Education and Training Services	310100100002000	3,547	871	4,418	4,659	1,165	1,165	1,165	1,164	4,659	0	0	0	0	0
PS		3,547	871	4,418	4,659	1,165	1,165	1,165	1,164	4,659	0	0	0	0	0
Research and Development	310100100003000	1,920	1,072	2,992	2,447	612	611	612	612	2,447	0	0	0	0	0
PS		1,920	1,072	2,992	2,447	612	611	612	612	2,447	0	0	0	0	0
FIBER INDUSTRY REGULATORY PROGRAM	3102000000000000	3,100	996	4,096	4,133	1,033	1,034	1,033	1,033	4,133	0	0	0	0	0
Quality Control and Inspection	310200100001000	2,340	772	3,112	3,112	777	779	778	778	3,112	0	0	0	0	0
PS		2,340	772	3,112	3,112	777	779	778	778	3,112	0	0	0	0	0
Registration and Licensing	310200100002000	760	224	984	1,021	256	255	255	255	1,021	0	0	0	0	0
PS		760	224	984	1,021	256	255	255	255	1,021	0	0	0	0	0
TOTAL, Current Year Budget / Appropriations		289,658	80,493	370,151	432,072	97,771	150,365	99,619	84,317	432,072	0	0	0	0	0
PS		160,522	38,302	198,824	205,171	46,090	55,905	44,767	58,409	205,171	0	0	0	0	0
MOOE		114,554	13,723	128,277	209,666	51,681	81,675	50,402	25,908	209,666	0	0	0	0	0
FinEx		50	0	50	0	0	0	0	0	0	0	0	0	0	0
CO		14,532	28,468	43,000	17,235	0	12,785	4,450	0	17,235	0	0	0	0	0
Recapitulation by Program		208,643	63,697	272,340	326,722	74,381	121,078	74,723	56,540	326,722	0	0	0	0	0
FIBER DEVELOPMENT PROGRAM	3101000000000000	162,335	52,056	214,391	268,090	61,755	104,518	61,561	40,256	268,090	0	0	0	0	0
FIBER INDUSTRY REGULATORY PROGRAM	3102000000000000	46,308	11,641	57,949	58,632	12,626	16,560	13,162	16,284	58,632	0	0	0	0	0


Prepared By :

  
**ANTHONY N. BORLAZA**  
 OIC, Budget Section  
 Date: 1/19/2023

In coordination with :

  
**HONESTO C. TABUZO JR.**  
 Agency Chief Accountant  
 Date: 1/19/2023

Approved By :

  
**ANNRAY V. RIVERA**  
 OIC, Executive Director  
 Date: 1/19/2023

FY 2023 MONTHLY DISBURSEMENT PROGRAM  
(In Thousand Pesos)

Department : Department of Agriculture (DA)  
 Agency : Philippine Fiber Industry Development Authority  
 Operating Unit : < not applicable >  
 Organization Code (UACS) : 05 012 0000000

Particulars	UACS CODE	Total Programs	Tax Rem Advice (TRA)	Net Program	Full Year Requirement																
					QUARTER 1				QUARTER 2				QUARTER 3				QUARTER 4				Full Year
					Jan	Feb	March	Sub Total	April	May	June	Sub Total	July	Aug	Sept	Sub Total	Oct	Nov	Dec	Sub Total	Total
6	7	8	9=6+7+8	10	11	12	13=10+11+1	14	15	16	17=14+15+1	18	19	20	21=18+19+2	22					
I. NOTICE OF CASH ALLOCATION		432,072	22,441	409,631	29,505	33,395	29,506	92,406	55,088	61,491	26,293	142,872	30,797	36,825	26,480	94,102	27,062	34,189	18,997	80,248	409,628
A. Fiscal Year's (FY) Budget		432,072	22,441	409,631	29,505	33,395	29,506	92,406	55,088	61,491	26,293	142,872	30,797	36,825	26,480	94,102	27,062	34,189	18,997	80,248	409,628
New GAA		415,472	22,441	393,031	28,121	32,012	28,123	88,256	53,705	60,108	24,910	138,723	29,414	35,442	25,097	89,953	25,679	32,806	17,614	76,099	393,031
Comprehensive Release		415,472	22,441	393,031	28,121	32,012	28,123	88,256	53,705	60,108	24,910	138,723	29,414	35,442	25,097	89,953	25,679	32,806	17,614	76,099	393,031
Specific Budgets of National Government Agencies	1 01 101	415,472	22,441	393,031	28,121	32,012	28,123	88,256	53,705	60,108	24,910	138,723	29,414	35,442	25,097	89,953	25,679	32,806	17,614	76,099	393,031
PS		186,571	11,096	177,475	11,766	15,642	11,758	39,166	13,956	23,262	11,763	46,981	11,788	14,305	11,750	37,843	12,960	24,845	13,680	51,485	177,475
MOOE		209,666	10,483	199,183	16,355	16,370	16,365	49,090	32,577	31,873	13,147	77,597	17,626	16,909	13,347	47,882	12,719	7,961	3,934	24,614	199,183
CO		17,235	862	16,373	0	0	0	0	7,172	4,973	0	12,145	0	4,228	0	4,228	0	0	0	0	16,373
Automatic Appropriation		16,600	0	16,600	1,384	1,383	1,383	4,150	1,383	1,383	1,383	4,149	1,383	1,383	1,383	4,149	1,383	1,383	1,383	4,149	16,597
Retirement and Life Insurance Premiums	1 04 102	16,600	0	16,600	1,384	1,383	1,383	4,150	1,383	1,383	1,383	4,149	1,383	1,383	1,383	4,149	1,383	1,383	1,383	4,149	16,597
PS		16,600	0	16,600	1,384	1,383	1,383	4,150	1,383	1,383	1,383	4,149	1,383	1,383	1,383	4,149	1,383	1,383	1,383	4,149	16,597
TOTAL NCA PROGRAM		432,072	22,441	409,631	29,505	33,395	29,506	92,406	55,088	61,491	26,293	142,872	30,797	36,825	26,480	94,102	27,062	34,189	18,997	80,248	409,628
PS		205,171	11,096	194,075	13,150	17,025	13,141	43,316	15,339	24,645	13,146	53,130	13,171	15,686	13,133	41,992	14,343	26,228	15,063	55,634	194,072
MOOE		209,666	10,483	199,183	16,355	16,370	16,365	49,090	32,577	31,873	13,147	77,597	17,626	16,909	13,347	47,882	12,719	7,961	3,934	24,614	199,183
CO		17,235	862	16,373	0	0	0	0	7,172	4,973	0	12,145	0	4,228	0	4,228	0	0	0	0	16,373
IV. TAX REMITTANCE ADVICE		0	22,441	22,441	1,785	1,788	1,792	5,365	3,017	2,863	1,612	7,492	1,854	2,037	1,625	5,516	1,595	1,343	1,130	4,068	22,441
PS		0	11,096	11,096	925	925	924	2,774	925	925	924	2,774	925	925	924	2,774	925	925	924	2,774	11,096
MOOE		0	10,483	10,483	860	863	868	2,591	1,714	1,676	688	4,078	929	890	701	2,520	670	418	206	1,294	10,483
CO		0	862	862	0	0	0	0	378	262	0	640	0	222	0	222	0	0	0	0	862
V. TOTAL DISBURSEMENT PROGRAM		432,072	22,441	409,631	31,290	35,183	31,298	97,771	58,105	64,354	27,905	150,364	32,651	38,862	28,105	99,618	28,657	35,532	20,127	84,316	432,069
PS		205,171	11,096	194,075	14,075	17,950	14,065	46,090	16,284	25,570	14,070	55,904	14,096	16,613	14,057	44,786	15,268	27,153	15,987	58,408	205,168
MOOE		209,666	10,483	199,183	17,215	17,233	17,233	51,681	34,291	33,549	13,835	81,675	18,555	17,799	14,048	50,402	13,369	8,379	4,140	25,908	209,666
CO		17,235	862	16,373	0	0	0	0	7,550	5,235	0	12,785	0	4,450	0	4,450	0	0	0	0	17,235

Prepared By :

  
 ANTHONY N. BORLAZA  
 OIC, Budget Section  
 Date: 1/19/2023

Prepared By :

  
 HONESTO C. TABUZO JR.  
 Agency Chief Accountant  
 Date: 1/19/2023

Approved By :

  
 ANNRAY V. RIVERA  
 OIC, Executive Director  
 Date: 1/19/2023