

Particulars	UACS CODE	Current Year's Obligation			Budget Year Obligation Program													
		Actual	Estimate	Total	Total	COMPREHENSIVE RELEASE					FOR LATER RELEASE(Negative List)							
		Jan.1-Sept.30	Oct.1-Dec.31	5= 3+4	6= 11+16	Q1	Q2	Q3	Q4	Sub Total	11= 7+8+9+10	Q1	Q2	Q3	Q4	Sub Total	16= 12+13+ 14+15	
MOOE																		
CO																		
Retirement and Life Insurance Premiums	104102	10,224	1,435	11,659	13,396	3,349	3,349	3,349	3,349	13,396								
General Administration and Support	1000000000	3,266	1,435	4,701	3,842	961	961	961	959	3,842								
General Administration and Support Services	1000100000	3,266	1,435	4,701	3,842	961	961	961	959	3,842								
General Management and Supervision	1.03001E+14	3,266	1,435	4,701	3,842	961	961	961	959	3,842								
PS		3,266	1,435	4,701	3,842	961	961	961	959	3,842								
Support to Operations	2000000000	536		536	856	214	214	214	214	856								
Formulation and Monitoring of Policies, Plans and Programs	1.62002E+14	536		536	856	214	214	214	214	856								
PS		536		536	856	214	214	214	214	856								
Operations	3000000000	6,422		6,422	8,698	2,174	2,174	2,174	2,176	8,698								
MFO 1: TECHNICAL AND SUPPORT SERVICES	3010000000	4,081		4,081	5,402	1,350	1,350	1,350	1,352	5,402								
Extension, Support, Education and Training Services	1.62003E+14	2,445		2,445	3,266	816	816	816	818	3,266								
PS		2,445		2,445	3,266	816	816	816	818	3,266								
Research and Development	1.68003E+14	1,636		1,636	2,136	534	534	534	534	2,136								
PS		1,636		1,636	2,136	534	534	534	534	2,136								
MFO 2: FIBER INDUSTRY REGULATION SERVICES	3020000000	2,341		2,341	3,296	824	824	824	824	3,296								
Quality Control and Inspection	1.62003E+14	1,504		1,504	2,323	581	581	581	580	2,323								
PS		1,504		1,504	2,323	581	581	581	580	2,323								
Registration and Licensing	1.62003E+14	837		837	973	243	243	243	244	973								
PS		837		837	973	243	243	243	244	973								
III. Special Purpose Fund		9,315	355	9,670														
Pension and Gratuity Fund	101407	9,315	355	9,670														
Pension and Gratuity Fund	9080000000	9,315	355	9,670														
For payment of retirement and terminal leave benefits	2.82009E+14	9,315	355	9,670														
PS		9,315	355	9,670														
IV. Others		3,962	19,438	23,400	14,240	9,004	5,236			14,240								
Specific Budgets of National Government Agencies	102101	3,962	19,438	23,400	14,240	9,004	5,236			14,240								
Locally Funded Projects	4070200001	2,340	1,060	3,400	1,060	810	250			1,060								
CO		2,340	400	2,740	400	400				400								
MOOE			660	660	660	410	250			660								
Support to Cotton Farmers	301010000	1,622	18,378	20,000	13,180	8,194	4,986			13,180								
MOOE		1,622	18,378	20,000	13,180	8,194	4,986			13,180								
Recapitulation by MFO:		111,392	39,527	150,919	173,504	40,149	47,460	35,031	36,794	159,434		14,070						14,070
MFO 1: TECHNICAL AND SUPPORT SERVICES	3010000000	81,076	33,488	114,564	122,938	29,216	33,256	24,234	23,242	109,948		12,990						12,990
MFO 2: FIBER INDUSTRY REGULATION SERVICES	3020000000	30,316	6,039	36,355	50,566	10,933	14,204	10,797	13,552	49,486		1,080						1,080

Prepared By:

Torio, Florencia
Financial Services Head / Budget
Officer

Date: 15/Nov/2016

In coordination with:

Branzuela, Ramon
Planning Services Head / Planning
Officer

Date: 15/Nov/2016

Approved By:



Prodrigo, Victor
Agency Head / Department
Secretary


Date: 15/Nov/2016

FY 2017 MONTHLY DISBURSEMENT PROGRAM
(In Thousand Pesos)

Department : Department of Agriculture (DA)
 Agency : Philippine Fiber Industry Development Authority
 Operating Unit : N/A
 Organization Code (UACS) : 05012000000

Particulars	UACS CODE	Total Programs	Tax Rem (TRA)	Net Program	Full Year Requirement																
					Quarter 1				Quarter 2				Quarter 3				Quarter 4				Full Year
					Jan	Feb	March	Sub Total	April	May	June	Sub Total	July	Aug	Sep	Sub	Oct	Nov	Dec	Sub Total	Total
1	2	3	4	5	6	7	8	9=6+7+8	10	11	12	13=10+11+12	14	15	16	17=14+15+16	18	19	20	21=18+19+20	22
Part A		271,853	14,390	257,463	19,978	18,881	22,573	61,432	46,472	28,500	18,203	93,175	20,764	17,719	17,208	55,691	16,715	27,188	17,652	61,555	271,853
I. NOTICE OF CASH ALLOCATION		271,853	14,390	257,463	18,815	17,774	21,359	57,948	43,984	27,375	17,128	88,487	19,561	16,669	16,183	52,413	15,715	26,212	16,688	58,615	257,463
A. FISCAL YEAR'S (FY) BUDGET		271,853	14,390	257,463	18,815	17,774	21,359	57,948	43,984	27,375	17,128	88,487	19,561	16,669	16,183	52,413	15,715	26,212	16,688	58,615	257,463
New General Appropriations		258,457	14,390	244,067	17,698	16,658	20,243	54,599	42,867	26,259	16,012	85,138	18,444	15,553	15,067	49,064	14,598	25,096	15,572	55,266	244,067
COMPREHENSIVE RELEASE		258,457	14,390	244,067	17,698	16,658	20,243	54,599	42,867	26,259	16,012	85,138	18,444	15,553	15,067	49,064	14,598	25,096	15,572	55,266	244,067
Current Year		258,457	14,390	244,067	17,698	16,658	20,243	54,599	42,867	26,259	16,012	85,138	18,444	15,553	15,067	49,064	14,598	25,096	15,572	55,266	244,067
Specific Budgets of	1101101	258,457	14,390	244,067	17,698	16,658	20,243	54,599	42,867	26,259	16,012	85,138	18,444	15,553	15,067	49,064	14,598	25,096	15,572	55,266	244,067
PS		149,254	8,930	140,324	9,728	9,761	11,323	30,812	9,728	19,025	9,728	38,481	9,728	9,728	9,728	29,184	9,728	20,710	11,409	41,847	140,324
MOOE		87,623	4,381	83,242	7,970	6,897	8,920	23,787	12,643	7,234	6,284	26,161	8,716	5,825	5,339	19,880	4,865	4,386	4,163	13,414	83,242
FINEX		10		10					5			5					5			5	10
CO		21,570	1,079	20,491				20,491				20,491									20,491
Automatic Appropriations		13,396		13,396	1,117	1,116	1,116	3,349	1,117	1,116	1,116	3,349	1,117	1,116	1,116	3,349	1,117	1,116	1,116	3,349	13,396
COMPREHENSIVE RELEASE		13,396		13,396	1,117	1,116	1,116	3,349	1,117	1,116	1,116	3,349	1,117	1,116	1,116	3,349	1,117	1,116	1,116	3,349	13,396
Current Year		13,396		13,396	1,117	1,116	1,116	3,349	1,117	1,116	1,116	3,349	1,117	1,116	1,116	3,349	1,117	1,116	1,116	3,349	13,396
Retirement and Life	1104102	13,396		13,396	1,117	1,116	1,116	3,349	1,117	1,116	1,116	3,349	1,117	1,116	1,116	3,349	1,117	1,116	1,116	3,349	13,396
PS		13,396		13,396	1,117	1,116	1,116	3,349	1,117	1,116	1,116	3,349	1,117	1,116	1,116	3,349	1,117	1,116	1,116	3,349	13,396
TOTAL PROGRAM, FY		271,853	14,390	257,463	18,815	17,774	21,359	57,948	43,984	27,375	17,128	88,487	19,561	16,669	16,183	52,413	15,715	26,212	16,688	58,615	257,463
PS		162,650	8,930	153,720	10,845	10,877	12,439	34,161	10,845	20,141	10,844	41,830	10,845	10,844	10,844	32,533	10,845	21,826	12,525	45,196	153,720
MOOE		87,623	4,381	83,242	7,970	6,897	8,920	23,787	12,643	7,234	6,284	26,161	8,716	5,825	5,339	19,880	4,865	4,386	4,163	13,414	83,242
FINEX		10		10					5			5					5			5	10
CO		21,570	1,079	20,491				20,491				20,491									20,491
TOTAL NCA PROGRAM		271,853	14,390	257,463	18,815	17,774	21,359	57,948	43,984	27,375	17,128	88,487	19,561	16,669	16,183	52,413	15,715	26,212	16,688	58,615	257,463
PS		162,650	8,930	153,720	10,845	10,877	12,439	34,161	10,845	20,141	10,844	41,830	10,845	10,844	10,844	32,533	10,845	21,826	12,525	45,196	153,720
MOOE		87,623	4,381	83,242	7,970	6,897	8,920	23,787	12,643	7,234	6,284	26,161	8,716	5,825	5,339	19,880	4,865	4,386	4,163	13,414	83,242
FINEX		10		10					5			5					5			5	10
CO		21,570	1,079	20,491				20,491				20,491									20,491
IV. TAX REMITTANCE ADVICE			15,060		1,163	1,107	1,214	3,484	2,488	1,125	1,075	4,688	1,203	1,050	1,025	3,278	1,000	976	964	2,940	14,390
PS			9,600		744	744	744	2,232	744	745	744	2,233	744	744	744	2,232	744	745	744	2,233	8,930
MOOE			4,381		419	363	470	1,252	665	380	331	1,376	459	306	281	1,046	256	231	220	707	4,381
FINEX																					
CO			1,079						1,079			1,079									1,079
VI. TOTAL DISBURSEMENT PROGRAM		271,853	14,390	257,463	19,978	18,881	22,573	61,432	46,472	28,500	18,203	93,175	20,764	17,719	17,208	55,691	16,715	27,188	17,652	61,555	271,853
PS		162,650	8,930	153,720	11,589	11,621	13,183	36,393	11,589	20,886	11,588	44,063	11,589	11,588	11,588	34,765	11,589	22,571	13,269	47,429	162,650
MOOE		87,623	4,381	83,242	8,389	7,260	9,390	25,039	13,308	7,614	6,615	27,537	9,175	6,131	5,620	20,926	5,121	4,617	4,383	14,121	87,623
FINEX		10		10					5			5					5			5	10
CO		21,570	1,079	20,491					21,570			21,570									21,570

Prepared By:  In Coordination With: 
 Florencia, Account Officer
 Date: 10/Nov/2016
 Tabuza, Honesto
 Accountant
 Date: 15/Nov/2016

Approved By: 
 Prédigo, Victor
 Agency Head
 15/Nov/2016