

FY 2016 FINANCIAL PLAN
(In Thousand Pesos)

Department: Department of Agriculture (DA)
Agency: Philippine Fiber Industry Development Authority
Operating Unit: N/A
Organization Code (UACS): 05012000000


Particulars	UACS CODE	Current Year's Obligation			Budget Year Obligation Program										
		Actual Jan.1-Sept.30	Estimate Oct.1-Dec.31	Total	Total	COMPREHENSIVE RELEASE					FOR LATER RELEASE(Negative List)				
						Q1	Q2	Q3	Q4	Sub Total	Q1	Q2	Q3	Q4	Sub Total
1	2	3	4	5= 3+4	6= 11+16	7	8	9	10	11= 7+8+9+10	12	13	14	15	16= 12+13+ 14+15
Part A		152,843	184,009	336,852	214,096	53,469	66,862	48,564	45,201	214,096					
Specific Budgets of National Government Agencies	101101	146,141	177,565	323,706	204,455	51,059	64,452	46,154	42,790	204,455					
General Administration and Support	1000000000	41,705	34,942	76,647	73,932	16,486	22,682	16,685	18,079	73,932					
General Administration and Support Services	1000100000	41,705	34,942	76,647	73,932	16,486	22,682	16,685	18,079	73,932					
General Management and Supervision	1.03001E+14	41,705	34,942	76,647	73,932	16,486	22,682	16,685	18,079	73,932					
PS		25,441	20,203	45,644	36,274	8,644	10,094	8,043	9,493	36,274					
MOOE		16,264	14,739	31,003	31,366	7,842	7,842	7,842	7,840	31,366					
CO					6,292		4,746	800	746	6,292					
Support to Operations	2000000000	4,299	3,889	8,188	6,026	1,534	1,813	1,418	1,261	6,026					
Formulation and Monitoring of Policies, Plans and Programs	1.62002E+14	4,299	3,889	8,188	6,026	1,534	1,813	1,418	1,261	6,026					
PS		2,895	3,104	5,999	3,772	891	1,040	846	995	3,772					
MOOE		1,404	785	2,189	2,254	643	773	572	266	2,254					
Operations	3000000000	100,137	138,734	238,871	124,497	33,039	39,957	28,051	23,450	124,497					
MFO 1: TECHNICAL AND SUPPORT SERVICES	3010000000	78,891	117,859	196,750	90,483	25,377	29,230	20,694	15,182	90,483					
Production Support Services	1.62003E+14	14,123	7,902	22,025	20,642	7,431	8,882	2,883	1,446	20,642					
PS			693	693											
MOOE		14,123	7,209	21,332	20,642	7,431	8,882	2,883	1,446	20,642					
Extension, Support, Education and Training Services	1.62003E+14	24,258	21,346	45,604	36,976	9,731	10,218	9,171	7,856	36,976					
PS		19,160	15,177	34,337	25,379	6,016	7,045	5,646	6,672	25,379					
MOOE		5,098	6,169	11,267	11,597	3,715	3,173	3,525	1,184	11,597					
Research and Development	1.68003E+14	40,510	88,611	129,121	32,865	8,215	10,130	8,640	5,880	32,865					
PS		10,712	7,968	18,680	13,480	3,181	3,723	3,017	3,559	13,480					
MOOE		10,028	7,978	18,006	19,385	5,034	6,407	5,623	2,321	19,385					
CO		19,770	72,665	92,435											
MFO 2: FIBER INDUSTRY REGULATION SERVICES	3020000000	21,246	20,875	42,121	34,014	7,662	10,727	7,357	8,268	34,014					
Quality Control and Inspection	1.62003E+14	14,813	15,908	30,721	23,760	5,335	7,566	5,124	5,735	23,760					
PS		10,157	12,583	22,740	15,574	3,694	4,328	3,458	4,094	15,574					
MOOE		4,656	3,325	7,981	8,186	1,641	3,238	1,666	1,641	8,186					
Registration and Licensing	1.62003E+14	6,433	4,967	11,400	10,254	2,327	3,161	2,233	2,533	10,254					
PS		5,805	3,057	8,862	7,649	1,814	2,120	1,705	2,010	7,649					
MOOE		628	1,910	2,538	2,605	513	1,041	528	523	2,605					
Retirement and Life Insurance Premiums	104102	6,702	6,444	13,146	9,641	2,410	2,410	2,410	2,411	9,641					
General Administration and Support	1000000000	2,048	2,199	4,247	3,315	829	828	828	830	3,315					
General Administration and Support Services	1000100000	2,048	2,199	4,247	3,315	829	828	828	830	3,315					
General Management and Supervision	1.03001E+14	2,048	2,199	4,247	3,315	829	828	828	830	3,315					
PS		2,048	2,199	4,247	3,315	829	828	828	830	3,315					

FY 2016 FINANCIAL PLAN
(In Thousand Pesos)


Department: Department of Agriculture (DA)
Agency: Philippine Fiber Industry Development Authority
Operating Unit: N/A
Organization Code (UACS): 050120000000

Particulars	UACS CODE	Current Year's Obligation			Budget Year Obligation Program											
		Actual	Estimate	Total	Total	COMPREHENSIVE RELEASE					FOR LATER RELEASE(Negative List)					
		Jan.1-Sept.30	Oct.1-Dec.31	5=	6=	Q1	Q2	Q3	Q4	Sub Total	11=	Q1	Q2	Q3	Q4	Sub Total
1	2	3	4	3+4	11+16	7	8	9	10	7+8+9+10	12	13	14	15	12+13+14+15	
Support to Operations	2000000000	298	287	585	359	89	90	90	90	359						
Formulation and Monitoring of Policies, Plans and Programs	1.62002E+14	298	287	585	359	89	90	90	90	359						
PS		298	287	585	359	89	90	90	90	359						
Operations	3000000000	4,356	3,958	8,314	5,967	1,492	1,492	1,492	1,491	5,967						
MFO 1: TECHNICAL AND SUPPORT SERVICES	3010000000	2,843	2,416	5,259	3,753	938	938	939	938	3,753						
Production Support Services	1.62003E+14		68	68												
PS			68	68												
Extension, Support, Education and Training Services	1.62003E+14	1,834	1,502	3,336	2,427	607	607	607	606	2,427						
PS		1,834	1,502	3,336	2,427	607	607	607	606	2,427						
Research and Development	1.68003E+14	1,009	846	1,855	1,326	331	331	332	332	1,326						
PS		1,009	846	1,855	1,326	331	331	332	332	1,326						
MFO 2: FIBER INDUSTRY REGULATION SERVICES	3020000000	1,513	1,542	3,055	2,214	554	554	553	553	2,214						
Quality Control and Inspection	1.62003E+14	964	1,231	2,195	1,490	373	373	372	372	1,490						
PS		964	1,231	2,195	1,490	373	373	372	372	1,490						
Registration and Licensing	1.62003E+14	549	311	860	724	181	181	181	181	724						
PS		549	311	860	724	181	181	181	181	724						
Part B																

Prepared By:


FLORENCIA G. TORIO
Budget, Admin Officer V
Date:

with:


RAMON M. BRANZUELA
Chief, Planning Division
Date:

Approved By:


CLARITO M. BARRON, CESO IV
OIC, Executive Director
Date:

FY 2016 MONTHLY DISBURSEMENT PROGRAM
(in thousand pesos)

Department of Agriculture
Agency: **PHILIPPINE FIBER INDUSTRY DEVELOPMENT AUTHORITY**

PARTICULARS	UACS CODE	TOTAL PROGRAM	TAX REM. ADVICE (TRA)	NET PROGRAM	FULL YEAR REQUIREMENT																	
					QUARTER 1				QUARTER 2				QUARTER 3				QUARTER 4				FULL YEAR	
					JAN.	FEB.	MARCH	TOTAL	APRIL	MAY	JUNE	TOTAL	JULY	AUG	SEPT	TOTAL	OCT	NOV	DEC	TOTAL	TOTAL	
6	7	8	9=6+7+8	10	11	12	13=10+11+12	14	15	16	17=14+15+16	18	19	20	21=18+19+20							
I. NOTICE OF CASH ALLOCATION (NCA)																						
A. Current Year (CY) Budget		214,096	11,543	202,553	11,301	15,204	23,672	50,177	12,897	21,120	15,872	49,889	19,956	17,354	16,882	54,192	17,622	19,775	10,898	48,295	202,553	
Agency Specific Budget		204,455	11,543	192,912	10,105	14,142	23,205	47,452	11,728	20,056	15,202	46,986	19,286	16,684	16,212	52,182	16,954	19,107	10,231	46,292	192,912	
Not Needing Clearance																						
PS		102,128	6,427	95,701	9,687	6,685	11,920	28,292	7,421	11,146	7,036	25,603	6,283	6,283	6,283	18,849	6,283	11,145	5,529	22,957	95,701	
MOOE		96,035	4,802	91,233	418	7,457	11,285	19,160	4,307	7,430	8,166	19,903	10,728	10,401	9,929	31,058	8,448	7,962	4,702	21,112	91,233	
CO		6,292	314	5,978				-		1,480		1,480	2,275			2,275	2,223			2,223	5,978	
Automatic Appropriation																						
RLIP (PS)		9,641	-	9,641	1,196	1,062	467	2,725	1,169	1,064	670	2,903	670	670	670	2,010	668	668	667	2,003	9,641	
TOTAL PROGRAM, CY BUDGET		214,096	11,543	202,553	11,301	15,204	23,672	50,177	12,897	21,120	15,872	49,889	19,956	17,354	16,882	54,192	17,622	19,775	10,898	48,295	202,553	
PS		111,769	6,427	105,342	10,883	7,747	12,387	31,017	8,590	12,210	7,706	28,506	6,953	6,953	6,953	20,859	6,951	11,813	6,196	24,960	105,342	
MOOE		96,035	4,802	91,233	418	7,457	11,285	19,160	4,307	7,430	8,166	19,903	10,728	10,401	9,929	31,058	8,448	7,962	4,702	21,112	91,233	
CO		6,292	314	5,978	-	-	-	-	-	1,480	-	1,480	2,275	-	-	2,275	2,223	-	-	2,223	5,978	
B. Prior Year (PY) Obligation																						
Prior Year Accounts Payable																						
PS		291		291		98		98					193			193					291	
MOOE		3,588		3,588	1,140	214	620	1,974					1,614			1,614					3,588	
CO		18,799		18,799				-					18,799			18,799					18,799	
Continuing Appropriation CY 2015																						
MOOE		8,185	409	7,776			453	453	2,759			2,759	1,141	1,782	1,141	4,064	500			500	7,776	
CO		29,308	1,465	27,843			88	88						16,653		16,653	11,102			11,102	27,843	
TOTAL PROGRAM, PY OBLIGATION		60,171	1,874	58,297	1,140	312	1,161	2,613	2,759	-	-	2,759	21,747	18,435	1,141	41,323	11,602	-	-	11,602	58,297	
PS		291		291		98		98					193			193					291	
MOOE		11,773	409	11,364	1,140	214	1,073	2,427	2,759			2,759	2,755	1,782	1,141	5,678	500			500	11,364	
CO		48,107	1,465	46,642			88	88					18,799	16,653		35,452	11,102			11,102	46,642	

PARTICULARS	UACS CODE	TOTAL PROGRAM	TAX REM. ADVICE (TRA)	NET PROGRAM	FULL YEAR REQUIREMENT																
					QUARTER 1				QUARTER 2				QUARTER 3				QUARTER 4				FULL YEAR
					JAN.	FEB.	MARCH	TOTAL	APRIL	MAY	JUNE	TOTAL	JULY	AUG	SEPT	TOTAL	OCT	NOV	DEC	TOTAL	TOTAL
6	7	8	9=6+7+8	10	11	12	13=10+11+12	14	15	16	17=14+15+16	18	19	20	21=18+19+20						
TAX REM. ADVICE (TRA)			13,417	13,417	667	649	697	2,013	664	1,018	966	2,648	1,484	2,247	1,283	5,014	1,880	1,080	782	3,742	13,417
PS			6,427	6,427	535	536	536	1,607	535	536	536	1,607	535	536	536	1,607	535	536	535	1,606	6,427
MOOE			5,211	5,211	132	113	161	406	129	482	430	1,041	790	832	747	2,369	604	544	247	1,395	5,211
CO			1,779	1,779				-				-	159	879		1,038	741			741	1,779

Prepared by:


Approved by:



FLORENCIA G. TORIO
Administrative Officer V



HONESTO C. TABUZO, JR.
Chief Accountant



CLARITO M. BARRON, CESO IV
OIC, Executive Director